

INTERNSHIP REPORT

A report submitted in partial fulfilment of the requirements for the award of

Degree of

MASTER OF COMPUTER SCIENCE

Submitted by

ANITHA. M

Reg No.: 18SPCS01



PG DEPARTMENT OF COMPUTER SCIENCE(SSC)

St. Mary's College (Autonomous), Thoothukudi-628001

Date: 25 November 2019.

To whom it may concern

This is to certify that **Anitha**, a student of Master of Computer Science, **St.Mary's College, (Autonomous) Tuticorin**, worked under my supervision during her internship period. Her internship tenure was from 14/11/2019 to 22/11/2019. She was working as a Web Developer and was actively & diligently involved in the projects and tasks assigned to her.

During the span, we found her punctual and hardworking person. Her learning powers are good and she picks up swiftly. Her feedback and evaluation proved that she learned keenly. Moreover, her interpersonal and communication skills are brilliant. We wish her a bright future.

Sincerely

S. Ilaiyaroja

CEO



+91 95789 88260



www.digisailor.com
info@digisailor.com



DSC, 10th Street East, Briyanth Nagar,
Thoothukudi-620008.

Internship Objectives

- Internships are generally thought of to be reserved for college students looking to gain experience in a particular field. However, a wide array of people can benefit from Training Internships to receive real world experience and develop their skills.
- An Objective for this position should emphasize the skills you already possess in the area and your interest in learning more.
- Internships are utilized in several different career fields, including Architecture, Engineering, Healthcare, Economics, Advertising and many more.
- Some Internships is used to allow individuals to perform scientific research while others are specifically designed to allow people to gain first-hand experience working.
- Utilizing Internships is a great way to build your resume and develop skills that can be emphasized in your resume for future jobs. When you are applying for a Training Internships, make sure to highlight any special skills or talents that can make you stand apart from the rest of the applicants so that you have an improved chance of landing the position.

Summary

I wished to do an internship as it will be useful for my future career goals, which is the reason I applied for an Internship at Digisailor. After an interview I was selected as an intern. I worked in a Web Developer position under the Software Development team and was responsible for developing assigned websites and various applications during my internship with the company. I learned programming languages like Html, CSS, JavaScript, and PHP needed for the projects. I was able to put these skills in practice for the live projects. The work was challenging, and I learned about the work culture, environment, and gained more confidence in myself. It was a valuable experience.

Worked Project

Title: Social Network Engine

Language Used: PHP, JavaScript.

JavaScript:

JavaScript is a powerful programming language that can add interactivity to a website. JavaScript is one of the most popular modern web technologies. It was invented by Brendan Eich. JavaScript is versatile and beginner friendly. With more experience, you'll be able to create games, animated 2D and 3D graphics, comprehensive database-driven apps, and much more. JavaScript itself is relatively compact, yet very flexible. Developers have written a variety of tools on top of the core JavaScript language, unlocking a vast amount of functionality with minimum effort. These include:

- ❖ Browser Application Programming Interfaces (APIs) built into web browsers, providing functionality such as dynamically creating HTML and setting CSS styles, collecting, and manipulating a video stream from a user's webcam, or generating 3D graphics and audio samples.
- ❖ Third-party APIs that allow developers to incorporate functionality in sites from other content providers, such as Disqus or Facebook.
- ❖ Third-party frameworks and libraries that you can apply to HTML to accelerate the work of building sites and applications.

Advantages of JavaScript:

- ❖ **Saves time and bandwidth:** Regardless of where you host JavaScript, it always gets executed on the client environment to save lots of bandwidth and make the execution process fast.
- ❖ **Easily send HTTP requests:** In JavaScript, XMLHttpRequest is an important object that was designed by Microsoft. The object calls made by XMLHttpRequest as an asynchronous HTTP request to the server to transfer the data to both sides without reloading the page.
- ❖ **Compatible for all browsers:** The biggest advantage of JavaScript having the ability to support all modern browsers and produce an equivalent result.

- ❖ **Community Support:** Global companies support community development by creating important projects. An example is Google (created the **Angular framework**) or Facebook (created the **React.js** framework).
- ❖ **Vastly used:** JavaScript is employed everywhere on the web.
- ❖ **Environment Support:** JavaScript plays nicely with other languages and may be utilized in an enormous sort of application.
- ❖ **Open source:** Many open-source projects provide useful help for developers to add JavaScript.
- ❖ **Programming language:** There are many available courses within the field of JavaScript, because of which you'll quickly and simply expand your knowledge of this programming language.
- ❖ **Easy to use:** It is not difficult to start working in JavaScript. For this reason, many of us prefer to start our adventure in the IT sector by learning this language. It gives the power to make rich interfaces.
- ❖ **Backend usage:** There are some ways to use JavaScript through Node.js servers. It is possible to develop a whole JavaScript app from front to back using only JavaScript.

Disadvantages of JavaScript:

- ❖ This may be difficult to develop large applications, although you'll also use the TypeScript overlay.
- ❖ This applies to larger front-end projects. The configuration is often a tedious task due to the number of tools that are required to figure together to make an environment for such a project. This is often directly associated with the library's operation.
- ❖ The main problem or disadvantage in JavaScript is that the code is always visible to everyone anyone can view JavaScript code.
- ❖ No matter what proportion fast JavaScript interprets, JavaScript DOM (Document Object Model) is slow and can be a never-fast rendering with HTML.

- ❖ If the error occurs in JavaScript, it can stop rendering the whole website. Browsers are extremely tolerant of JavaScript errors.
- ❖ JavaScript is usually interpreted differently by different browsers. This makes it somewhat complex to read and write cross-browser code.
- ❖ Though some HTML editors support debugging, it's not as efficient as other editors like C/C++ editors. Hence it is difficult for the developer to detect the matter.
- ❖ This continuous conversion takes longer than the conversion of a number to an integer. This increases the time needed to run the script and reduces its speed.

Main Features and Functionality:

JavaScript has several features and functionality that make it an ideal choice for web application development. Some of the main features and functionality of JavaScript include:

1) Light-Weight Scripting Language:

- a) JavaScript is a lightweight scripting language because it is made for data handling in the browser or the client side.
- b) Because JavaScript is meant for client-side execution for web applications, hence the lightweight nature of JavaScript is a great feature.

2) Dynamic Typing:

- a) JavaScript supports dynamic typing which means types of variables are defined based on the stored value.
- b) In JavaScript, we must use var or let keyword before the variable name to declare a variable without worrying about its type.

3) Platform Independent:

- a) This implies that JavaScript is platform independent, or we can say it is portable.
- b) This simply means that you can simply write the script once and run it anywhere and anytime.

c) In general, you can write your JavaScript applications and run them on any platform or any browser without affecting the output of the Script.

4) Object -Oriented Programming support:

a) Starting from ES6, the concept of class and OOP is better defined.

b) Also, in JavaScript, the important principles with OOP in JavaScript are:

i) Object Creation Patterns (**Encapsulation**)

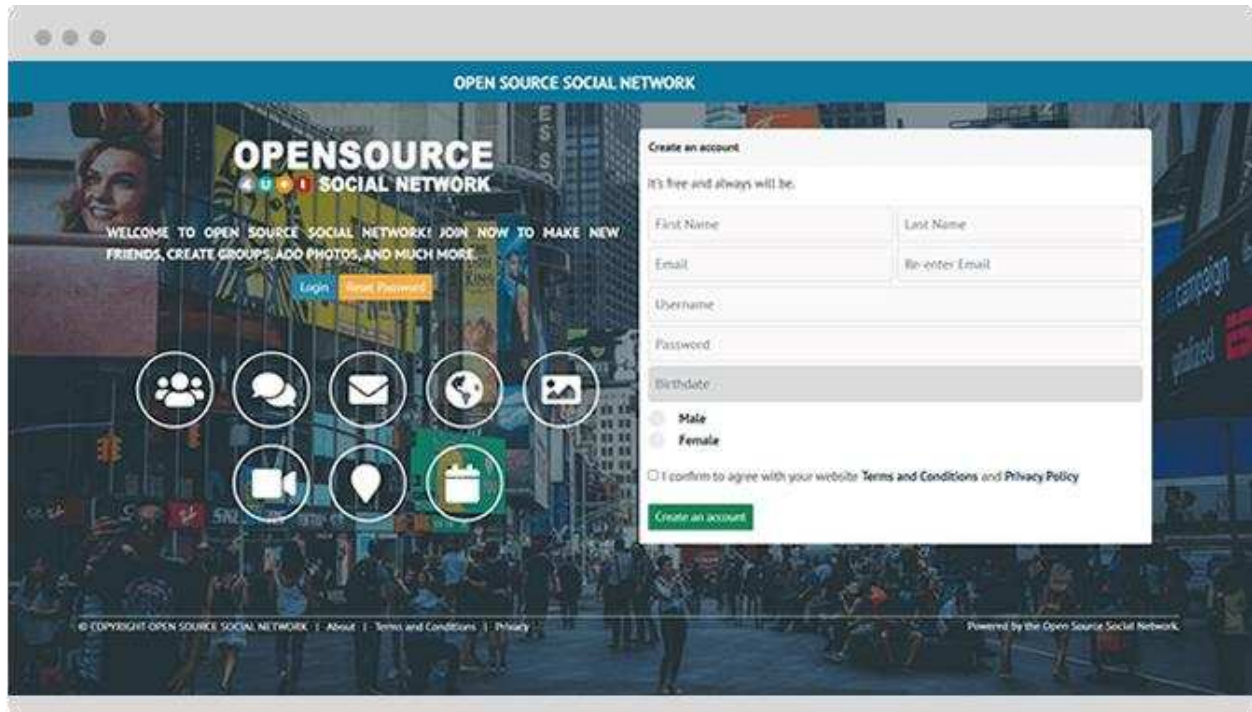
ii) Code Reuse patterns (**Inheritance**)

c) Although JavaScript developers rarely use these features, it's there for everyone to explore

Outcome:

The outcome of a social network engine project can vary significantly based on its objectives, target audience, and the effectiveness of its implementation. Ideally, the project aims to create a vibrant online platform that fosters meaningful connections, facilitates communication and collaboration, and cultivates a sense of community among its users. Success metrics may include user engagement levels, growth in user base, revenue generation through monetization strategies, the quality and relevance of shared content, and the platform's ability to uphold data privacy and security standards. Ultimately, the success of the project hinges on its ability to deliver a compelling user experience that resonates with its intended audience, while also remaining adaptable to evolving social media trends and user preferences.

Sample Page:



Conclusion:

Working with the Digisailor as an intern has helped me to understand what my area of interest is. I have gained an immense amount of technical knowledge from this work experience, and I plan to continue it for my future career. I believe that my commitment as a web application developer won't solely enhance my career path. However, additionally, I must learn new technologies to improve my ability to create changes on my career path. I have learned Html and CSS for web application development, and to code in a way that my code can be easily Changeable, Reusable, and Easy to fix bugs and profitable and new programmer can use it after.

INTERNSHIP REPORT

A report submitted in partial fulfilment of the requirements for the award of

Degree of

MASTER OF COMPUTER SCIENCE

Submitted by

JEYASRI. J

Reg No.: 18SPCS02



PG DEPARTMENT OF COMPUTER SCIENCE(SSC)

St. Mary's College (Autonomous), Thoothukudi-628001



06-01-2020

CERTIFICATION OF COMPLETION

This is to certify that Ms. **J. Jeyasri (Reg No: 18SPCS02)** has successfully completed **INTERNSHIP** in PHP from 14.11.2019 to 30.11.2019 (15 days) and has involved in the Project of **ONLINE AUCTION SYSTEM – A WEB APPLICATION** using PHP/HTML/CSS.

During the training period, the performance of the trainee was found to be excellent.

Congratulations on her hard work! Keep shining!



K.D. Vinodhyan
PROJECT DIRECTOR

Internship Objectives

- Internships are generally through of to be reserved for college students looking to gain experience in a particular field. However, a wide array of people can benefit from Training Internships to receive real world experience and develop their skills.
- An Objective for this position should emphasize the skills you already possess in the area and your interest in learning more.
- Internships are utilized in several different career fields, including Architecture, Engineering, Healthcare, Economics, Advertising and many more.
- Some Internships is used to allow individuals to perform scientific research while others are specifically designed to allow people to gain first-hand experience working.
- Utilizing Internships is a great way to build your resume and develop skills that can be emphasized in your resume for future jobs. When you are applying for a Training Internships, make sure to highlight any special skills or talents that can make you stand apart from the rest of the applicants so that you have an improved chance of landing the position.

Summary

I wished to do an internship as it will be useful for my future career goals, which is the reason I applied for an Internship at Postulate Info Tech. After an interview I was selected as an intern. I worked in a Web Developer position under the Software Development team and was responsible for developing assigned websites and various applications during my internship with the company. I learned programming languages like Html, CSS, JavaScript, and PHP needed for the projects. I was able to put these skills into practice for the live projects. The work was challenging, and I learned about the work culture, environment, and gained more confidence in myself. It was a valuable experience.

Worked Project

Title: Online Auction System

Language Used: PHP, JavaScript.

JavaScript:

JavaScript is a powerful programming language that can add interactivity to a website. JavaScript is one of the most popular modern web technologies. It was invented by Brendan Eich. JavaScript is versatile and beginner friendly. With more experience, you'll be able to create games, animated 2D and 3D graphics, comprehensive database-driven apps, and much more. JavaScript itself is relatively compact, yet very flexible. Developers have written a variety of tools on top of the core JavaScript language, unlocking a vast amount of functionality with minimum effort. These include:

- ❖ Browser Application Programming Interfaces (APIs) built into web browsers, providing functionality such as dynamically creating HTML and setting CSS styles, collecting, and manipulating a video stream from a user's webcam, or generating 3D graphics and audio samples.
- ❖ Third-party APIs that allow developers to incorporate functionality in sites from other content providers, such as Disqus or Facebook.
- ❖ Third-party frameworks and libraries that you can apply to HTML to accelerate the work of building sites and applications.

Advantages of JavaScript:

- ❖ **Saves time and bandwidth:** Regardless of where you host JavaScript, it always gets executed on the client environment to save lots of bandwidth and make the execution process fast.
- ❖ **Easily send HTTP requests:** In JavaScript, XMLHttpRequest is an important object that was designed by Microsoft. The object calls made by XMLHttpRequest as an asynchronous HTTP request to the server to transfer the data to both sides without reloading the page.
- ❖ **Compatible for all browsers:** The biggest advantage of JavaScript having the ability to support all modern browsers and produce an equivalent result.

- ❖ **Community Support:** Global companies support community development by creating important projects. An example is Google (created the **Angular framework**) or Facebook (created the **React.js** framework).
- ❖ **Vastly used:** JavaScript is employed everywhere on the web.
- ❖ **Environment Support:** JavaScript plays nicely with other languages and may be utilized in an enormous sort of application.
- ❖ **Open source:** Many open-source projects provide useful help for developers to add JavaScript.
- ❖ **Programming language:** There are many available courses within the field of JavaScript, because of which you'll quickly and simply expand your knowledge of this programming language.
- ❖ **Easy to use:** It is not difficult to start working in JavaScript. For this reason, many of us prefer to start our adventure in the IT sector by learning this language. It gives the power to make rich interfaces.
- ❖ **Backend usage:** There are some ways to use JavaScript through Node.js servers. It is possible to develop a whole JavaScript app from front to back using only JavaScript.

Disadvantages of JavaScript:

- ❖ This may be difficult to develop large applications, although you'll also use the TypeScript overlay.
- ❖ This applies to larger front-end projects. The configuration is often a tedious task due to the number of tools that are required to figure together to make an environment for such a project. This is often directly associated with the library's operation.
- ❖ The main problem or disadvantage in JavaScript is that the code is always visible to everyone anyone can view JavaScript code.
- ❖ No matter what proportion fast JavaScript interprets, JavaScript DOM (Document Object Model) is slow and can be a never-fast rendering with HTML.

- ❖ If the error occurs in JavaScript, it can stop rendering the whole website. Browsers are extremely tolerant of JavaScript errors.
- ❖ JavaScript is usually interpreted differently by different browsers. This makes it somewhat complex to read and write cross-browser code.
- ❖ Though some HTML editors support debugging, it's not as efficient as other editors like C/C++ editors. Hence it is difficult for the developer to detect the matter.
- ❖ This continuous conversion takes longer than the conversion of a number to an integer. This increases the time needed to run the script and reduces its speed.

Main Features and Functionality:

JavaScript has several features and functionality that make it an ideal choice for web application development. Some of the main features and functionality of JavaScript include:

1) Light-Weight Scripting Language:

- a) JavaScript is a lightweight scripting language because it is made for data handling in the browser or the client side.
- b) Because JavaScript is meant for client-side execution for web applications, hence the lightweight nature of JavaScript is a great feature.

2) Dynamic Typing:

- a) JavaScript supports dynamic typing which means types of variables are defined based on the stored value.
- b) In JavaScript, we must use var or let keyword before the variable name to declare a variable without worrying about its type.

3) Platform Independent:

- a) This implies that JavaScript is platform independent, or we can say it is portable.
- b) This simply means that you can simply write the script once and run it anywhere and anytime.

c) In general, you can write your JavaScript applications and run them on any platform or any browser without affecting the output of the Script.

4) Object -Oriented Programming support:

a) Starting from ES6, the concept of class and OOP is better defined.

b) Also, in JavaScript, the important principles with OOP in JavaScript are:

i) Object Creation Patterns (**Encapsulation**)

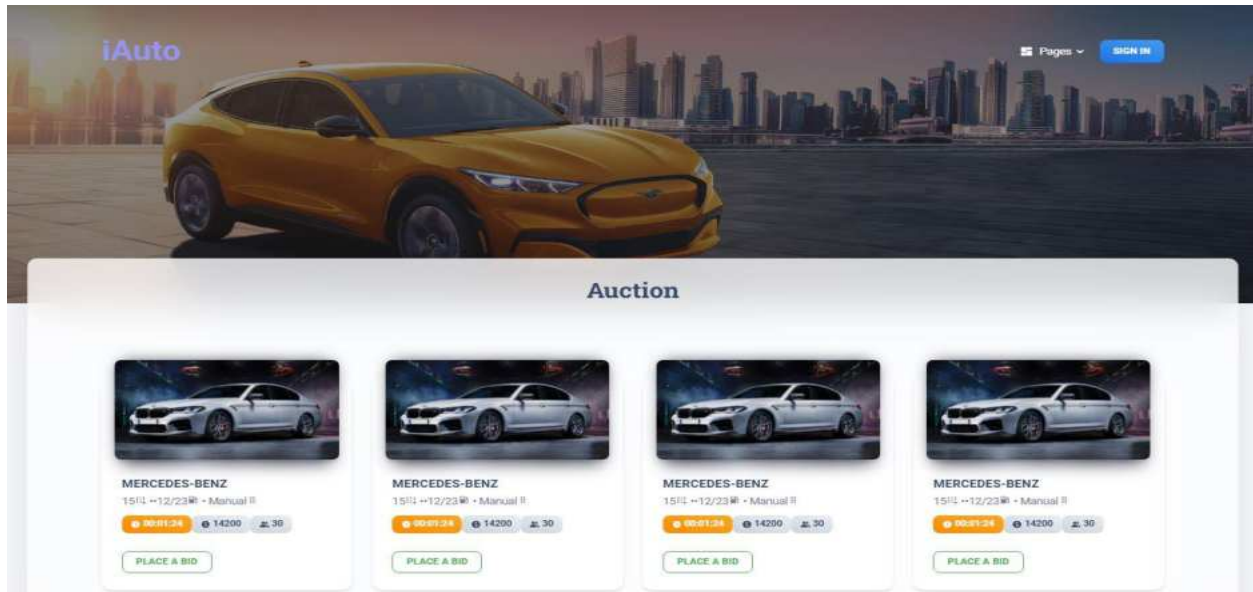
ii) Code Reuse patterns (**Inheritance**)

c) Although JavaScript developers rarely use these features, it's there for everyone to explore

Outcome:

The outcome of a social network engine project can vary significantly based on its objectives, target audience, and the effectiveness of its implementation. Ideally, the project aims to create a vibrant online platform that fosters meaningful connections, facilitates communication and collaboration, and cultivates a sense of community among its users. Success metrics may include user engagement levels, growth in user base, revenue generation through monetization strategies, the quality and relevance of shared content, and the platform's ability to uphold data privacy and security standards. Ultimately, the success of the project hinges on its ability to deliver a compelling user experience that resonates with its intended audience, while also remaining adaptable to evolving social media trends and user preferences.

Sample Page:



Conclusion:

Working with the Postulate Info Tech as an intern has helped me to understand what my area of interest is. I have gained an immense amount of technical knowledge from this work experience, and I plan to continue it for my future career. I believe that my commitment as a web application developer won't solely enhance my career path. However, additionally, I must learn new technologies to improve my ability to create changes on my career path. I have learned Html and CSS for web application development, and to code in a way that my code can be easily Changeable, Reusable, and Easy to fix bugs and profitable and new program.

INTERNSHIP REPORT

A report submitted in partial fulfilment of the requirements for the award of

Degree of

MASTER OF COMPUTER SCIENCE

Submitted by

KAMATCHI. M

Reg No.: 18SPCS03



PG DEPARTMENT OF COMPUTER SCIENCE(SSC)

St. Mary's College (Autonomous), Thoothukudi-628001



Date: 25 November 2019,

To whom it may concern

This is to certify that **M. Kamatchi**, a student of Master of Computer Science, **St.Mary's College, (Autonomous)** Tuticorin. worked under my supervision during her internship period. Her internship tenure was from 14/11/2019 to 22/11/2019. She was working as a Web Developer and was actively & diligently involved in the projects and tasks assigned to her.

During the span, we found her punctual and hardworking person. Her learning powers are good and she picks up swiftly. Her feedback and evaluation proved that she learned keenly. Moreover, her interpersonal and communication skills are brilliant. We wish her a bright future.

Sincerely

S. Ilaiyaraja

CEO



+91 95789 80260



www.digisailor.com
info@digisailor.com



9/5C, 10th Street East, BriyantNagar,
Thoothukudi-628008.

Internship Objectives

- Internships are generally thought of to be reserved for college students looking to gain experience in a particular field. However, a wide array of people can benefit from Training Internships to receive real world experience and develop their skills.
- An Objective for this position should emphasize the skills you already possess in the area and your interest in learning more.
- Internships are utilized in several different career fields, including Architecture, Engineering, Healthcare, Economics, Advertising and many more.
- Some Internships is used to allow individuals to perform scientific research while others are specifically designed to allow people to gain first-hand experience working.
- Utilizing Internships is a great way to build your resume and develop skills that can be emphasized in your resume for future jobs. When you are applying for a Training Internships, make sure to highlight any special skills or talents that can make you stand apart from the rest of the applicants so that you have an improved chance of landing the position.

Summary

I wished to do an internship as it will be useful for my future career goals, which is the reason I applied for an Internship at Postulate Info Tech. After an interview I was selected as an intern. I worked in an Application Developer position under the Software Development team and was responsible for developing assigned websites and various applications during my internship with the company. I learned programming languages like Java, and Android Studio needed for the projects. I was able to put these skills into practice for the live projects. The work was challenging, and I learned about the work culture, environment, and gained more confidence in myself. It was a valuable experience.

Worked Project

Title: Communication App for the Hearing Impaired

Language Used: Java, Android Studio.

Android Studio:

Android Studio is the official Integrated Development Environment (IDE) for android application development. Android Studio provides more features that enhance our productivity while building Android apps.

Android Studio was announced on 16th May 2013 at the Google I/O conference as an official IDE for Android app development. It started its early access preview from version 0.1 in May 2013. The first stable built version was released in December 2014, starts from version 1.0.

Since 7th May 2019, Kotlin is Google's preferred language for Android application development. Besides this, other programming languages are supported by Android Studio.

Features of Android Studio:

- It has a flexible Gradle-based build system.
- It has a fast and feature-rich emulator for app testing.
- Android Studio has a consolidated environment where we can develop for all Android devices.
- Apply changes to the resource code of our running app without restarting the app.
- Android Studio provides extensive testing tools and frameworks.
- It supports C++ and NDK.
- It provides built-in supports for Google Cloud Platform. It makes it easy to integrate Google Cloud Messaging and App Engine.

Advantages of Android Studio:

1. **Rich Feature Set:** Android Studio provides a comprehensive set of tools for Android app development, including code editing, debugging, performance profiling, and UI design.

2. **Official Support:** Developed and maintained by Google, Android Studio receives regular updates and improvements, ensuring compatibility with the latest Android SDKs and platform features.
3. **Integration with Gradle:** Android Studio seamlessly integrates with the Gradle build system, allowing for efficient project management, dependency resolution, and customization of build configurations.
4. **Emulator Support:** Android Studio includes a built-in emulator for testing apps on various virtual device configurations, making it easier to ensure compatibility across different screen sizes, resolutions, and hardware specifications.
5. **Advanced Debugging Tools:** Android Studio offers powerful debugging tools, such as breakpoints, watch variables, and real-time code inspection, facilitating the identification and resolution of issues during development.
6. **Layout Editor:** The Layout Editor in Android Studio provides a visual interface for designing app layouts, simplifying the process of creating responsive and aesthetically pleasing user interfaces.
7. **Support for Kotlin:** Android Studio has excellent support for Kotlin, a modern programming language that offers concise syntax, null safety, and interoperability with existing Java codebases, enhancing developer productivity and code quality.

Disadvantages of Android Studio:

1. **Resource Intensive:** Android Studio can be resource-intensive, requiring a relatively powerful computer with ample RAM and CPU resources to run smoothly, especially when running the emulator or performing resource-intensive tasks like compilation.
2. **Learning Curve:** For beginners, Android Studio may have a steep learning curve, particularly for those new to Java or Android app development concepts. Navigating the various features and understanding best practices can take time and effort.
3. **Complexity:** Developing complex Android apps with advanced features may require dealing with a considerable amount of boilerplate code, configuration, and dependencies, which can increase project complexity and development time.
4. **Emulator Performance:** While the built-in emulator is convenient for testing, its performance may not always match that of real devices, leading to potential discrepancies in app behavior and performance.

5. **Occasional Bugs and Stability Issues:** Like any software, Android Studio may encounter bugs, stability issues, or compatibility issues with certain hardware configurations or operating systems, which can disrupt the development workflow.
6. **Large File Size:** Android Studio has a relatively large installation size, which may be a concern for developers with limited storage space on their computers or when distributing the IDE across multiple devices.

Outcome:

The outcome of a social network engine project can vary significantly based on its objectives, target audience, and the effectiveness of its implementation. Ideally, the project aims to create a vibrant online platform that fosters meaningful connections, facilitates communication and collaboration, and cultivates a sense of community among its users. Success metrics may include user engagement levels, growth in user base, revenue generation through monetization strategies, the quality and relevance of shared content, and the platform's ability to uphold data privacy and security standards. Ultimately, the success of the project hinges on its ability to deliver a compelling user experience that resonates with its intended audience, while also remaining adaptable to evolving social media trends and user preferences.

Sample Page:



Conclusion:

Working with the Postulate Info Tech as an intern has helped me to understand what my area of interest is. I have gained an immense amount of technical knowledge from this work experience, and I plan to continue it for my future career. I believe that my commitment as an application developer won't solely enhance my career path. However, additionally, I must learn new technologies to improve my ability to create changes on my career path. I have learned Java and Android Studio for Application development, and to code in a way that my code can be easily Changeable, Reusable, and Easy to fix bugs and profitable and new program.

INTERNSHIP REPORT

A report submitted in partial fulfilment of the requirements for the award of

Degree of

MASTER OF COMPUTER SCIENCE

Submitted by

KANISKA. D

Reg No.: 18SPCS04



PG DEPARTMENT OF COMPUTER SCIENCE(SSC)

St. Mary's College (Autonomous), Thoothukudi-628001



06-01-2020

CERTIFICATION OF COMPLETION

This is to certify that Ms. **D. Kaniska (Reg No: 18SPCS04)** has successfully completed **INTERNSHIP** in Android from 14.11.2019 to 30.11.2019 (15 days) and has involved in the Project of **AUTHENTICATION SCHEMES FOR SESSION PASSWORDS USING IMAGES – A WEB APPLICATION** using ANDROID.

During the training period, the performance of the trainee was found to be excellent.

Congratulations on her hard work! Keep shining!



K. B. Vinodh
PROJECT DIRECTOR

Internship Objectives

- Internships are generally through of to be reserved for college students looking to gain experience in a particular field. However, a wide array of people can benefit from Training Internships to receive real world experience and develop their skills.
- An Objective for this position should emphasize the skills you already possess in the area and your interest in learning more.
- Internships are utilized in several different career fields, including Architecture, Engineering, Healthcare, Economics, Advertising and many more.
- Some Internships is used to allow individuals to perform scientific research while others are specifically designed to allow people to gain first-hand experience working.
- Utilizing Internships is a great way to build your resume and develop skills that can be emphasized in your resume for future jobs. When you are applying for a Training Internships, make sure to highlight any special skills or talents that can make you stand apart from the rest of the applicants so that you have an improved chance of landing the position.

Summary

I wished to do an internship as it will be useful for my future career goals, which is the reason I applied for an Internship at Postulate Info Tech. After an interview I was selected as an intern. I worked in an Application Developer position under the Software Development team and was responsible for developing assigned websites and various applications during my internship with the company. I learned programming languages like Java, and Android Studio needed for the projects. I was able to put these skills into practice for the live projects. The work was challenging, and I learned about the work culture, environment, and gained more confidence in myself. It was a valuable experience.

Worked Project

Title: Authentication Schemes for session passwords using Images

Language Used: Java, Android Studio.

Android Studio:

Android Studio is the official Integrated Development Environment (IDE) for android application development. Android Studio provides more features that enhance our productivity while building Android apps.

Android Studio was announced on 16th May 2013 at the Google I/O conference as an official IDE for Android app development. It started its early access preview from version 0.1 in May 2013. The first stable built version was released in December 2014, starts from version 1.0.

Since 7th May 2019, Kotlin is Google's preferred language for Android application development. Besides this, other programming languages are supported by Android Studio.

Features of Android Studio:

- It has a flexible Gradle-based build system.
- It has a fast and feature-rich emulator for app testing.
- Android Studio has a consolidated environment where we can develop for all Android devices.
- Apply changes to the resource code of our running app without restarting the app.
- Android Studio provides extensive testing tools and frameworks.
- It supports C++ and NDK.
- It provides build-in supports for Google Cloud Platform. It makes it easy to integrate Google Cloud Messaging and App Engine.

Advantages of Android Studio:

1. **Rich Feature Set:** Android Studio provides a comprehensive set of tools for Android app development, including code editing, debugging, performance profiling, and UI design.

2. **Official Support:** Developed and maintained by Google, Android Studio receives regular updates and improvements, ensuring compatibility with the latest Android SDKs and platform features.
3. **Integration with Gradle:** Android Studio seamlessly integrates with the Gradle build system, allowing for efficient project management, dependency resolution, and customization of build configurations.
4. **Emulator Support:** Android Studio includes a built-in emulator for testing apps on various virtual device configurations, making it easier to ensure compatibility across different screen sizes, resolutions, and hardware specifications.
5. **Advanced Debugging Tools:** Android Studio offers powerful debugging tools, such as breakpoints, watch variables, and real-time code inspection, facilitating the identification and resolution of issues during development.
6. **Layout Editor:** The Layout Editor in Android Studio provides a visual interface for designing app layouts, simplifying the process of creating responsive and aesthetically pleasing user interfaces.
7. **Support for Kotlin:** Android Studio has excellent support for Kotlin, a modern programming language that offers concise syntax, null safety, and interoperability with existing Java codebases, enhancing developer productivity and code quality.

Disadvantages of Android Studio:

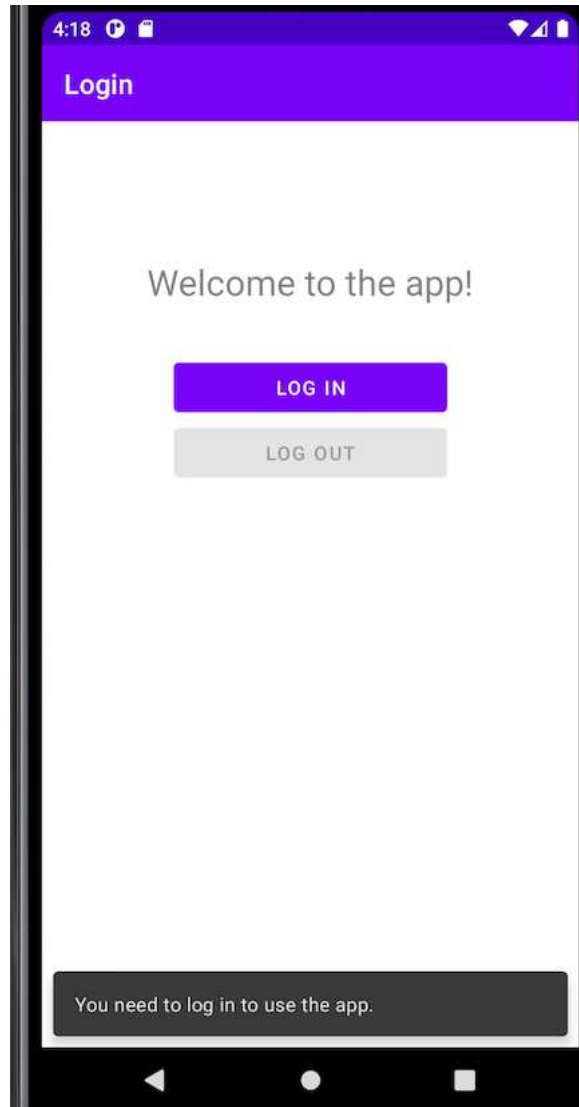
1. **Resource Intensive:** Android Studio can be resource-intensive, requiring a relatively powerful computer with ample RAM and CPU resources to run smoothly, especially when running the emulator or performing resource-intensive tasks like compilation.
2. **Learning Curve:** For beginners, Android Studio may have a steep learning curve, particularly for those new to Java or Android app development concepts. Navigating the various features and understanding best practices can take time and effort.
3. **Complexity:** Developing complex Android apps with advanced features may require dealing with a considerable amount of boilerplate code, configuration, and dependencies, which can increase project complexity and development time.
4. **Emulator Performance:** While the built-in emulator is convenient for testing, its performance may not always match that of real devices, leading to potential discrepancies in app behavior and performance.

5. **Occasional Bugs and Stability Issues:** Like any software, Android Studio may encounter bugs, stability issues, or compatibility issues with certain hardware configurations or operating systems, which can disrupt the development workflow.
6. **Large File Size:** Android Studio has a relatively large installation size, which may be a concern for developers with limited storage space on their computers or when distributing the IDE across multiple devices.

Outcome:

The outcome of a social network engine project can vary significantly based on its objectives, target audience, and the effectiveness of its implementation. Ideally, the project aims to create a vibrant online platform that fosters meaningful connections, facilitates communication and collaboration, and cultivates a sense of community among its users. Success metrics may include user engagement levels, growth in user base, revenue generation through monetization strategies, the quality and relevance of shared content, and the platform's ability to uphold data privacy and security standards. Ultimately, the success of the project hinges on its ability to deliver a compelling user experience that resonates with its intended audience, while also remaining adaptable to evolving social media trends and user preferences.

Sample Page:



Conclusion:

Working with the Postulate Info Tech as an intern has helped me to understand what my area of interest is. I have gained an immense amount of technical knowledge from this work experience, and I plan to continue it for my future career. I believe that my commitment as an application developer won't solely enhance my career path. However, additionally, I must learn new technologies to improve my ability to create changes on my career path. I have learned Java and Android Studio for Application development, and to code in a way that my code can be easily Changeable, Reusable, and Easy to fix bugs and profitable and new program.

INTERNSHIP REPORT

A report submitted in partial fulfilment of the requirements for the award of

Degree of

MASTER OF COMPUTER SCIENCE

Submitted by

KUMARI NANGAI. M

Reg No.: 18SPCS05



PG DEPARTMENT OF COMPUTER SCIENCE(SSC)

St. Mary's College (Autonomous), Thoothukudi-628001

Date: 26 November 2019

To whom it may concern

This is to certify that **M. Kumari Nangal**, a student of Master of Computer Science, **St. Mary's College, (Autonomous)** Tuticorin, worked under my supervision during her internship period. Her internship tenure was from 14/11/2019 to 22/11/2019. She was working as a web Developer and was actively & diligently involved in the projects and tasks assigned to her.

During the span, we found her punctual and hardworking person. Her learning powers are good and she picks up swiftly. Her feedback and evaluation proved that she learned keenly. Moreover, her interpersonal and communication skills are brilliant. We wish her a bright future.

Sincerely,

S. Rajvaraja

CEO



Internship Objectives

- Internships are generally thought of to be reserved for college students looking to gain experience in a particular field. However, a wide array of people can benefit from Training Internships to receive real world experience and develop their skills.
- An Objective for this position should emphasize the skills you already possess in the area and your interest in learning more.
- Internships are utilized in several different career fields, including Architecture, Engineering, Healthcare, Economics, Advertising and many more.
- Some Internships is used to allow individuals to perform scientific research while others are specifically designed to allow people to gain first-hand experience working.
- Utilizing Internships is a great way to build your resume and develop skills that can be emphasized in your resume for future jobs. When you are applying for a Training Internships, make sure to highlight any special skills or talents that can make you stand apart from the rest of the applicants so that you have an improved chance of landing the position.

Summary

I wished to do an internship as it will be useful for my future career goals, which is the reason I applied for an Internship at Digisailor. After an interview I was selected as an intern. I worked in a Web Developer position under the Software Development team and was responsible for developing assigned websites and various applications during my internship with the company. I learned programming languages like Html, CSS, JavaScript, and PHP needed for the projects. I was able to put these skills into practice for the live projects. The work was challenging, and I learned about the work culture, environment, and gained more confidence in myself. It was a valuable experience.

Worked Project

Title: Flexible Stock Scheduler and POS for pharmacy

Language Used: PHP, JavaScript.

JavaScript:

JavaScript is a powerful programming language that can add interactivity to a website. JavaScript is one of the most popular modern web technologies. It was invented by Brendan Eich. JavaScript is versatile and beginner friendly. With more experience, you'll be able to create games, animated 2D and 3D graphics, comprehensive database-driven apps, and much more. JavaScript itself is relatively compact, yet very flexible. Developers have written a variety of tools on top of the core JavaScript language, unlocking a vast amount of functionality with minimum effort. These include:

- ❖ Browser Application Programming Interfaces (APIs) built into web browsers, providing functionality such as dynamically creating HTML and setting CSS styles, collecting, and manipulating a video stream from a user's webcam, or generating 3D graphics and audio samples.
- ❖ Third-party APIs that allow developers to incorporate functionality in sites from other content providers, such as Disqus or Facebook.
- ❖ Third-party frameworks and libraries that you can apply to HTML to accelerate the work of building sites and applications.

Advantages of JavaScript:

- ❖ **Saves time and bandwidth:** Regardless of where you host JavaScript, it always gets executed on the client environment to save lots of bandwidth and make the execution process fast.
- ❖ **Easily send HTTP requests:** In JavaScript, XMLHttpRequest is an important object that was designed by Microsoft. The object calls made by XMLHttpRequest as an asynchronous HTTP request to the server to transfer the data to both sides without reloading the page.
- ❖ **Compatible for all browsers:** The biggest advantage of JavaScript having the ability to support all modern browsers and produce an equivalent result.

- ❖ **Community Support:** Global companies support community development by creating important projects. An example is Google (created the **Angular framework**) or Facebook (created the **React.js** framework).
- ❖ **Vastly used:** JavaScript is employed everywhere on the web.
- ❖ **Environment Support:** JavaScript plays nicely with other languages and may be utilized in an enormous sort of application.
- ❖ **Open source:** Many open-source projects provide useful help for developers to add JavaScript.
- ❖ **Programming language:** There are many available courses within the field of JavaScript, because of which you'll quickly and simply expand your knowledge of this programming language.
- ❖ **Easy to use:** It is not difficult to start working in JavaScript. For this reason, many of us prefer to start our adventure in the IT sector by learning this language. It gives the power to make rich interfaces.
- ❖ **Backend usage:** There are some ways to use JavaScript through Node.js servers. It is possible to develop a whole JavaScript app from front to back using only JavaScript.

Disadvantages of JavaScript:

- ❖ This may be difficult to develop large applications, although you'll also use the TypeScript overlay.
- ❖ This applies to larger front-end projects. The configuration is often a tedious task due to the number of tools that are required to figure together to make an environment for such a project. This is often directly associated with the library's operation.
- ❖ The main problem or disadvantage in JavaScript is that the code is always visible to everyone anyone can view JavaScript code.
- ❖ No matter what proportion fast JavaScript interprets, JavaScript DOM (Document Object Model) is slow and can be a never-fast rendering with HTML.

- ❖ If the error occurs in JavaScript, it can stop rendering the whole website. Browsers are extremely tolerant of JavaScript errors.
- ❖ JavaScript is usually interpreted differently by different browsers. This makes it somewhat complex to read and write cross-browser code.
- ❖ Though some HTML editors support debugging, it's not as efficient as other editors like C/C++ editors. Hence it is difficult for the developer to detect the matter.
- ❖ This continuous conversion takes longer than the conversion of a number to an integer. This increases the time needed to run the script and reduces its speed.

Main Features and Functionality:

JavaScript has several features and functionality that make it an ideal choice for web application development. Some of the main features and functionality of JavaScript include:

1) Light-Weight Scripting Language:

- a) JavaScript is a lightweight scripting language because it is made for data handling in the browser or the client side.
- b) Because JavaScript is meant for client-side execution for web applications, hence the lightweight nature of JavaScript is a great feature.

2) Dynamic Typing:

- a) JavaScript supports dynamic typing which means types of variables are defined based on the stored value.
- b) In JavaScript, we must use var or let keyword before the variable name to declare a variable without worrying about its type.

3) Platform Independent:

- a) This implies that JavaScript is platform independent, or we can say it is portable.
- b) This simply means that you can simply write the script once and run it anywhere and anytime.

c) In general, you can write your JavaScript applications and run them on any platform or any browser without affecting the output of the Script.

4) Object -Oriented Programming support:

a) Starting from ES6, the concept of class and OOP is better defined.

b) Also, in JavaScript, two important principles with OOP in JavaScript are:

i) Object Creation Patterns (**Encapsulation**)

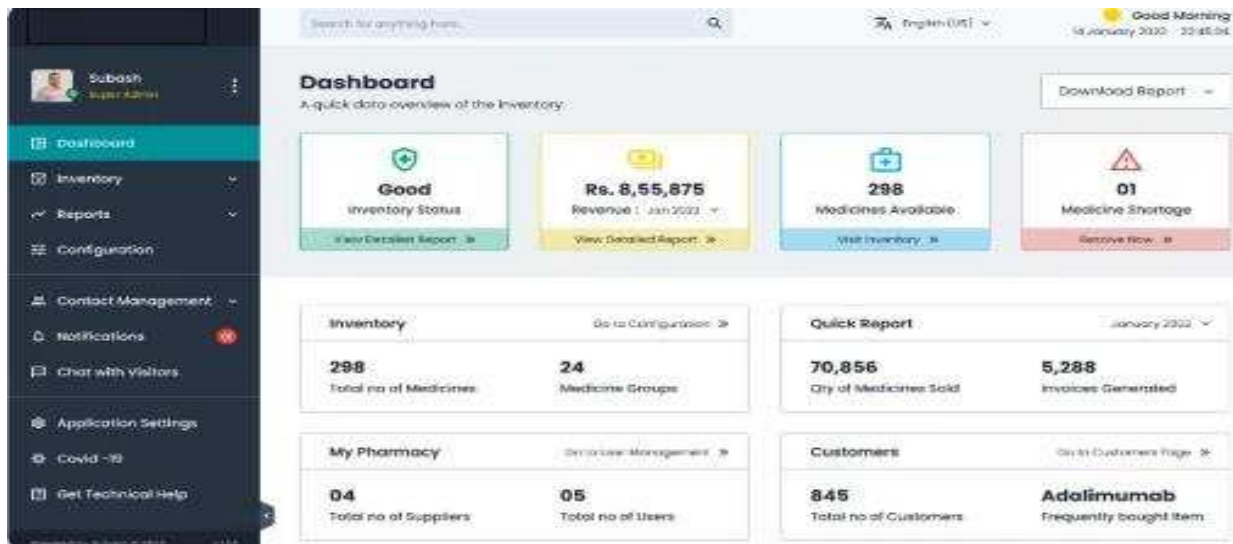
ii) Code Reuse patterns (**Inheritance**)

c) Although JavaScript developers rarely use these features, it's there for everyone to explore

Outcome:

The outcome of a social network engine project can vary significantly based on its objectives, target audience, and the effectiveness of its implementation. Ideally, the project aims to create a vibrant online platform that fosters meaningful connections, facilitates communication and collaboration, and cultivates a sense of community among its users. Success metrics may include user engagement levels, growth in user base, revenue generation through monetization strategies, the quality and relevance of shared content, and the platform's ability to uphold data privacy and security standards. Ultimately, the success of the project hinges on its ability to deliver a compelling user experience that resonates with its intended audience, while also remaining adaptable to evolving social media trends and user preferences.

Sample Page:



Conclusion:

Working with the Digisailor as an intern has helped me to understand what my area of interest is. I have gained an immense amount of technical knowledge from this work experience, and I plan to continue it for my future career. I believe that my commitment as a web application developer won't solely enhance my career path. However, additionally, I must learn new technologies to improve my ability to create changes on my career path. I have learned Html and CSS for web application development, and to code in a way that my code can be easily Changeable, Reusable, and Easy to fix bugs and profitable and new program.

INTERNSHIP REPORT

A report submitted in partial fulfilment of the requirements for the award of

Degree of

MASTER OF COMPUTER SCIENCE

Submitted by

LURTHU PONMOZHI. X

Reg No.: 18SPCS06



PG DEPARTMENT OF COMPUTER SCIENCE(SSC)

St. Mary's College (Autonomous), Thoothukudi-628001

Date: 25 November 2019,

To whom it may concern

This is to certify that X.LURTHU PONMOZHI, a student of Master of Computer Science, St. Mary's College, (Autonomous) Tuticorin, worked under my supervision during her internship period. Her internship tenure was from 14/11/2019 to 22/11/2019. She was working as a Web Developer and was actively & diligently involved in the projects and tasks assigned to her.

During the span, we found her punctual and hardworking person. Her learning powers are good and she picks up swiftly. Her feedback and evaluation proved that she learned keenly. Moreover, her interpersonal and communication skills are brilliant. We wish her a bright future.

Sincerely

S. Ilaiyaraja

CEO



+91 95789 80260



www.digisailor.com
info@digisailor.com



9/5C, 10th Street East, BriyantNagar,
Thoothukudi-628008.

Internship Objectives

- Internships are generally thought of to be reserved for college students looking to gain experience in a particular field. However, a wide array of people can benefit from Training Internships to receive real world experience and develop their skills.
- An Objective for this position should emphasize the skills you already possess in the area and your interest in learning more.
- Internships are utilized in several different career fields, including Architecture, Engineering, Healthcare, Economics, Advertising and many more.
- Some Internships is used to allow individuals to perform scientific research while others are specifically designed to allow people to gain first-hand experience working.
- Utilizing Internships is a great way to build your resume and develop skills that can be emphasized in your resume for future jobs. When you are applying for a Training Internships, make sure to highlight any special skills or talents that can make you stand apart from the rest of the applicants so that you have an improved chance of landing the position.

Summary

I wished to do an internship as it will be useful for my future career goals, which is the reason I applied for an Internship at Digisailor. After an interview I was selected as an intern. I worked in a Web Developer position under the Software Development team and was responsible for developing assigned websites and various applications during my internship with the company. I learned programming languages like Html, CSS, JavaScript, and PHP needed for the projects. I was able to put these skills into practice for the live projects. The work was challenging, and I learned about the work culture, environment, and gained more confidence in myself. It was a valuable experience.

Worked Project

Title: St. Mary's college Online Courses

Language Used: PHP, JavaScript.

JavaScript:

JavaScript is a powerful programming language that can add interactivity to a website. JavaScript is one of the most popular modern web technologies. It was invented by Brendan Eich. JavaScript is versatile and beginner friendly. With more experience, you'll be able to create games, animated 2D and 3D graphics, comprehensive database-driven apps, and much more. JavaScript itself is relatively compact, yet very flexible. Developers have written a variety of tools on top of the core JavaScript language, unlocking a vast amount of functionality with minimum effort. These include:

- ❖ Browser Application Programming Interfaces (APIs) built into web browsers, providing functionality such as dynamically creating HTML and setting CSS styles, collecting, and manipulating a video stream from a user's webcam, or generating 3D graphics and audio samples.
- ❖ Third-party APIs that allow developers to incorporate functionality in sites from other content providers, such as Disqus or Facebook.
- ❖ Third-party frameworks and libraries that you can apply to HTML to accelerate the work of building sites and applications.

Advantages of JavaScript:

- ❖ **Saves time and bandwidth:** Regardless of where you host JavaScript, it always gets executed on the client environment to save lots of bandwidth and make the execution process fast.
- ❖ **Easily send HTTP requests:** In JavaScript, XMLHttpRequest is an important object that was designed by Microsoft. The object calls made by XMLHttpRequest as an asynchronous HTTP request to the server to transfer the data to both sides without reloading the page.
- ❖ **Compatible for all browsers:** The biggest advantage of JavaScript having the ability to support all modern browsers and produce an equivalent result.

- ❖ **Community Support:** Global companies support community development by creating important projects. An example is Google (created the **Angular framework**) or Facebook (created the **React.js** framework).
- ❖ **Vastly used:** JavaScript is employed everywhere on the web.
- ❖ **Environment Support:** JavaScript plays nicely with other languages and may be utilized in an enormous sort of application.
- ❖ **Open source:** Many open-source projects provide useful help for developers to add JavaScript.
- ❖ **Programming language:** There are many available courses within the field of JavaScript, because of which you'll quickly and simply expand your knowledge of this programming language.
- ❖ **Easy to use:** It is not difficult to start working in JavaScript. For this reason, many of us prefer to start our adventure in the IT sector by learning this language. It gives the power to make rich interfaces.
- ❖ **Backend usage:** There are some ways to use JavaScript through Node.js servers. It is possible to develop a whole JavaScript app from front to back using only JavaScript.

Disadvantages of JavaScript:

- ❖ This may be difficult to develop large applications, although you'll also use the TypeScript overlay.
- ❖ This applies to larger front-end projects. The configuration is often a tedious task due to the number of tools that are required to figure together to make an environment for such a project. This is often directly associated with the library's operation.
- ❖ The main problem or disadvantage in JavaScript is that the code is always visible to everyone anyone can view JavaScript code.
- ❖ No matter what proportion fast JavaScript interprets, JavaScript DOM (Document Object Model) is slow and can be a never-fast rendering with HTML.

- ❖ If the error occurs in JavaScript, it can stop rendering the whole website. Browsers are extremely tolerant of JavaScript errors.
- ❖ JavaScript is usually interpreted differently by different browsers. This makes it somewhat complex to read and write cross-browser code.
- ❖ Though some HTML editors support debugging, it's not as efficient as other editors like C/C++ editors. Hence it is difficult for the developer to detect the matter.
- ❖ This continuous conversion takes longer than the conversion of a number to an integer. This increases the time needed to run the script and reduces its speed.

Main Features and Functionality:

JavaScript has several features and functionality that make it an ideal choice for web application development. Some of the main features and functionality of JavaScript include:

1) Light-Weight Scripting Language:

- a) JavaScript is a lightweight scripting language because it is made for data handling in the browser or the client side.
- b) Because JavaScript is meant for client-side execution for web applications, hence the lightweight nature of JavaScript is a great feature.

2) Dynamic Typing:

- a) JavaScript supports dynamic typing which means types of variables are defined based on the stored value.
- b) In JavaScript, we must use var or let keyword before the variable name to declare a variable without worrying about its type.

3) Platform Independent:

- a) This implies that JavaScript is platform independent, or we can say it is portable.
- b) This simply means that you can simply write the script once and run it anywhere and anytime.

c) In general, you can write your JavaScript applications and run them on any platform or any browser without affecting the output of the Script.

4) Object -Oriented Programming support:

a) Starting from ES6, the concept of class and OOP is better defined.

b) Also, in JavaScript, the important principles with OOP in JavaScript are:

i) Object Creation Patterns (**Encapsulation**)

ii) Code Reuse patterns (**Inheritance**)

c) Although JavaScript developers rarely use these features, it's there for everyone to explore

Outcome:


The outcome of a social network engine project can vary significantly based on its objectives, target audience, and the effectiveness of its implementation. Ideally, the project aims to create a vibrant online platform that fosters meaningful connections, facilitates communication and collaboration, and cultivates a sense of community among its users. Success metrics may include user engagement levels, growth in user base, revenue generation through monetization strategies, the quality and relevance of shared content, and the platform's ability to uphold data privacy and security standards. Ultimately, the success of the project hinges on its ability to deliver a compelling user experience that resonates with its intended audience, while also remaining adaptable to evolving social media trends and user preferences.

Sample Page:

PLEASE LOGIN TO ENTER YOUR PORTAL

Enter Reg no :

Enter Password :

 Log Me in

Conclusion:

Working with the Digisailor as an intern has helped me to understand what my area of interest is. I have gained an immense amount of technical knowledge from this work experience, and I plan to continue it for my future career. I believe that my commitment as a web application developer won't solely enhance my career path. However, additionally, I must learn new technologies to improve my ability to create changes on my career path. I have learned Html and CSS for web application development, and to code in a way that my code can be easily Changeable, Reusable, and Easy to fix bugs and profitable and new program.

INTERNSHIP REPORT

A report submitted in partial fulfilment of the requirements for the award of

Degree of

MASTER OF COMPUTER SCIENCE

Submitted by

MACRIN REEWINA MORAIS. K

Reg No.: 18SPCS07



PG DEPARTMENT OF COMPUTER SCIENCE(SSC)

St. Mary's College (Autonomous), Thoothukudi-628001



06-01-2020

CERTIFICATION OF COMPLETION

This is to certify that Ms. **K. Macrin Rewina Morais (Reg No: 18SPCS07)** has successfully completed **INTERNSHIP** in Python from 14.11.2019 to 30.11.2019 (15 days) and has involved in the Project of HEALTHCARE CHATBOT SYSTEM using PYTHON.

During the training period, the performance of the trainee was found to be excellent.

Congratulations on her hard work! Keep shining!



K.H. Vinodhiga
PROJECT DIRECTOR

Internship Objectives

- Internships are generally thought of to be reserved for college students looking to gain experience in a particular field. However, a wide array of people can benefit from Training Internships to receive real world experience and develop their skills.
- An Objective for this position should emphasize the skills you already possess in the area and your interest in learning more.
- Internships are utilized in several different career fields, including Architecture, Engineering, Healthcare, Economics, Advertising and many more.
- Some Internships is used to allow individuals to perform scientific research while others are specifically designed to allow people to gain first-hand experience working.
- Utilizing Internships is a great way to build your resume and develop skills that can be emphasized in your resume for future jobs. When you are applying for a Training Internships, make sure to highlight any special skills or talents that can make you stand apart from the rest of the applicants so that you have an improved chance of landing the position.

Summary

I wished to do an internship as it will be useful for my future career goals, which is the reason I applied for an Internship at Postulate Info Tech. After an interview I was selected as an intern. I worked in a Web Developer position under the Software Development team and was responsible for developing assigned websites and various applications during my internship with the company. I learned programming languages like Html, CSS, JavaScript, and PHP needed for the projects. I was able to put these skills into practice for the live projects. The work was challenging, and I learned about the work culture, environment, and gained more confidence in myself. It was a valuable experience.

Worked Project

Title: HealthCare Chatbot System

Language Used: PHP, JavaScript.

JavaScript:

JavaScript is a powerful programming language that can add interactivity to a website. JavaScript is one of the most popular modern web technologies. It was invented by Brendan Eich. JavaScript is versatile and beginner friendly. With more experience, you'll be able to create games, animated 2D and 3D graphics, comprehensive database-driven apps, and much more. JavaScript itself is relatively compact, yet very flexible. Developers have written a variety of tools on top of the core JavaScript language, unlocking a vast amount of functionality with minimum effort. These include:

- ❖ Browser Application Programming Interfaces (APIs) built into web browsers, providing functionality such as dynamically creating HTML and setting CSS styles, collecting, and manipulating a video stream from a user's webcam, or generating 3D graphics and audio samples.
- ❖ Third-party APIs that allow developers to incorporate functionality in sites from other content providers, such as Disqus or Facebook.
- ❖ Third-party frameworks and libraries that you can apply to HTML to accelerate the work of building sites and applications.

Advantages of JavaScript:

- ❖ **Saves time and bandwidth:** Regardless of where you host JavaScript, it always gets executed on the client environment to save lots of bandwidth and make the execution process fast.
- ❖ **Easily send HTTP requests:** In JavaScript, XMLHttpRequest is an important object that was designed by Microsoft. The object calls made by XMLHttpRequest as an asynchronous HTTP request to the server to transfer the data to both sides without reloading the page.
- ❖ **Compatible for all browsers:** The biggest advantage of JavaScript having the ability to support all modern browsers and produce an equivalent result.

- ❖ **Community Support:** Global companies support community development by creating important projects. An example is Google (created the **Angular framework**) or Facebook (created the **React.js** framework).
- ❖ **Vastly used:** JavaScript is employed everywhere on the web.
- ❖ **Environment Support:** JavaScript plays nicely with other languages and may be utilized in an enormous sort of application.
- ❖ **Open source:** Many open-source projects provide useful help for developers to add JavaScript.
- ❖ **Programming language:** There are many available courses within the field of JavaScript, because of which you'll quickly and simply expand your knowledge of this programming language.
- ❖ **Easy to use:** It is not difficult to start working in JavaScript. For this reason, many of us prefer to start our adventure in the IT sector by learning this language. It gives the power to make rich interfaces.
- ❖ **Backend usage:** There are some ways to use JavaScript through Node.js servers. It is possible to develop a whole JavaScript app from front to back using only JavaScript.

Disadvantages of JavaScript:

- ❖ This may be difficult to develop large applications, although you'll also use the TypeScript overlay.
- ❖ This applies to larger front-end projects. The configuration is often a tedious task due to the number of tools that are required to figure together to make an environment for such a project. This is often directly associated with the library's operation.
- ❖ The main problem or disadvantage in JavaScript is that the code is always visible to everyone anyone can view JavaScript code.
- ❖ No matter what proportion fast JavaScript interprets, JavaScript DOM (Document Object Model) is slow and can be a never-fast rendering with HTML.

- ❖ If the error occurs in JavaScript, it can stop rendering the whole website. Browsers are extremely tolerant of JavaScript errors.
- ❖ JavaScript is usually interpreted differently by different browsers. This makes it somewhat complex to read and write cross-browser code.
- ❖ Though some HTML editors support debugging, it's not as efficient as other editors like C/C++ editors. Hence it is difficult for the developer to detect the matter.
- ❖ This continuous conversion takes longer than the conversion of a number to an integer. This increases the time needed to run the script and reduces its speed.

Main Features and Functionality:

JavaScript has several features and functionality that make it an ideal choice for web application development. Some of the main features and functionality of JavaScript include:

1) Light-Weight Scripting Language:

- a) JavaScript is a lightweight scripting language because it is made for data handling in the browser or the client side.
- b) Because JavaScript is meant for client-side execution for web applications, hence the lightweight nature of JavaScript is a great feature.

2) Dynamic Typing:

- a) JavaScript supports dynamic typing which means types of variables are defined based on the stored value.
- b) In JavaScript, we must use var or let keyword before the variable name to declare a variable without worrying about its type.

3) Platform Independent:

- a) This implies that JavaScript is platform independent, or we can say it is portable.
- b) This simply means that you can simply write the script once and run it anywhere and anytime.

c) In general, you can write your JavaScript applications and run them on any platform or any browser without affecting the output of the Script.

4) Object -Oriented Programming support:

a) Starting from ES6, the concept of class and OOP is better defined.

b) Also, in JavaScript, the important principles with OOP in JavaScript are:

i) Object Creation Patterns (**Encapsulation**)

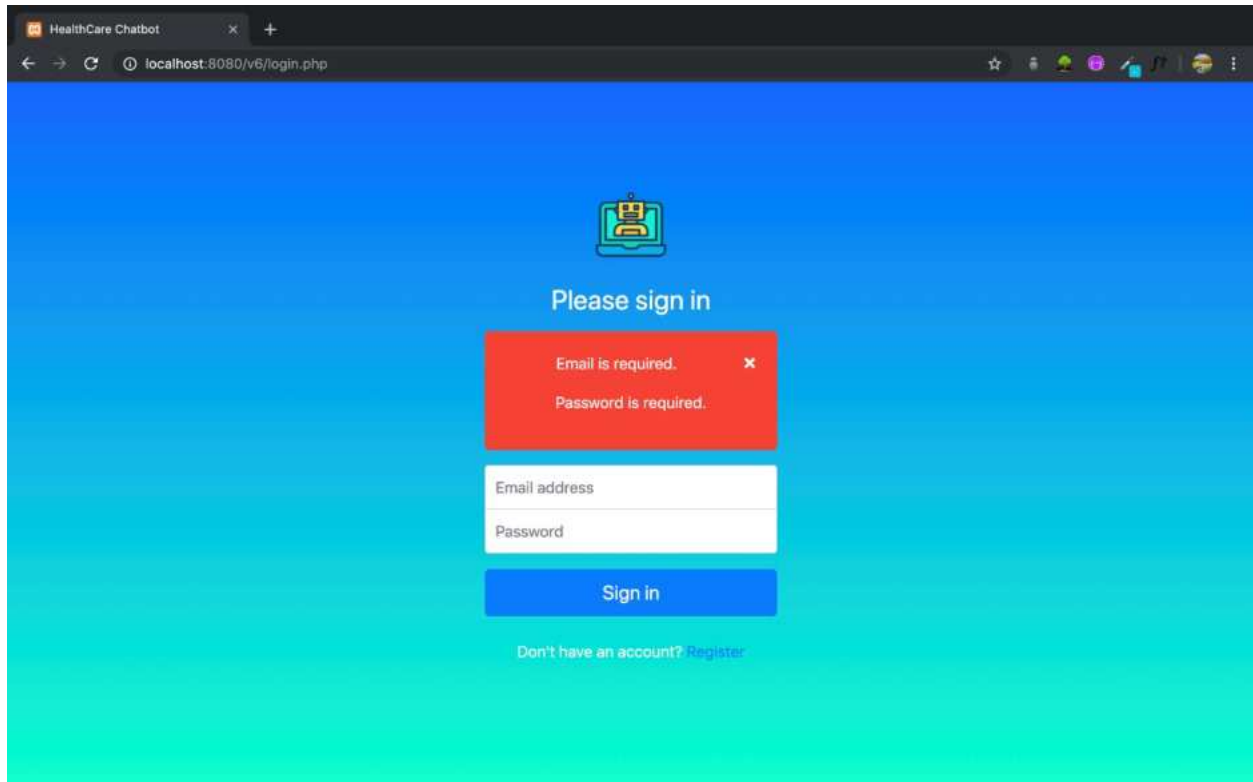
ii) Code Reuse patterns (**Inheritance**)

c) Although JavaScript developers rarely use these features, it's there for everyone to explore

Outcome:

The outcome of a social network engine project can vary significantly based on its objectives, target audience, and the effectiveness of its implementation. Ideally, the project aims to create a vibrant online platform that fosters meaningful connections, facilitates communication and collaboration, and cultivates a sense of community among its users. Success metrics may include user engagement levels, growth in user base, revenue generation through monetization strategies, the quality and relevance of shared content, and the platform's ability to uphold data privacy and security standards. Ultimately, the success of the project hinges on its ability to deliver a compelling user experience that resonates with its intended audience, while also remaining adaptable to evolving social media trends and user preferences.

Sample Page:



Conclusion:

Working with the Postulate Info Tech as an intern has helped me to understand what my area of interest is. I have gained an immense amount of technical knowledge from this work experience, and I plan to continue it for my future career. I believe that my commitment as a web application developer won't solely enhance my career path. However, additionally, I must learn new technologies to improve my ability to create changes on my career path. I have learned Html and CSS for web application development, and to code in a way that my code can be easily Changeable, Reusable, and Easy to fix bugs and profitable and new program.

INTERNSHIP REPORT

A report submitted in partial fulfillment of the requirements for the award of

Degree of

MASTER OF COMPUTER SCIENCE

Submitted By

MARISWARL.S

Reg.No.: 18SPCS08



PG DEPARTMENT OF COMPUTER SCIENCE (SSC)

St. Mary's College (Autonomous), Thoothukudi- 628001



Date: 25 November 2019,

To whom it may concern

This is to certify that **S. Mariswari**, a student of Master of Computer Science, **St. Mary's College, (Autonomous)** Tuticorin. worked under my supervision during her internship period. Her internship tenure was from 14/11/2019 to 22/11/2019. She was working as a Web Developer and was actively & diligently involved in the projects and tasks assigned to her.

During the span, we found her punctual and hardworking person. Her learning powers are good and she picks up swiftly. Her feedback and evaluation proved that she learned keenly. Moreover, her inter-personal and communication skills are brilliant. We wish her a bright future.

Sincerely

S. Ilaiyaraja

CEO



+91 95789 80260



www.digisailor.com
info@digisailor.com



9/5C, 10th Street East, BriyantNagar,
Thoothukudi-628008.

Internship Objectives

- Internships are generally thought of to be reserved for college students looking to gain experience in a particular field. However, a wide array of people can benefit from Training Internships in order to receive real world experience and develop their skills.
- An objective for this position should emphasize the skills you already possess in the area and your interest in learning more.
- Internships are utilized in a number of different career fields, including architecture, engineering, healthcare, economics, advertising and many more.
- Some internship is used to allow individuals to perform scientific research while others are specifically designed to allow people to gain first-hand experience working.
- Utilizing internship is a great way to build your resume and develop skills that can be emphasized in your resume for future jobs. When you are applying for a Training Internship, make sure to highlight any special skills or talents that can make you stand apart from the rest of the applicants so that you have an improved chance of landing the position.

Summary

I wished to do an internship as it will be useful for my future career goals, which is the reason I applied for an internship at DIGISAILOR. I learned programming language like HTML, CSS, JavaScript needed for the projects. I was able to put these skills in practice for the live projects. The work was challenging, and I learned about the work culture, environment, and gained more confidence in myself. It was a valuable experience.

Worked Project

Title: Web Developer

Language used: PHP, MYSQL

CSS Framework:

CSS framework is a pre-prepared library that contains different styles and templates that help to standardize the steps for designing and developing, along with enhancing the process of designing and styling web pages by providing the leverage to expedite the Developer. CSS frameworks tackle the challenge of responsive design, seamlessly adapting layouts to diverse screen sizes. It provides various features like efficiency, responsive design, cross-browser compatibility, customization and community support. Most of the time writing CSS code from scratch is quite time-consuming and it takes a lot of time to debug. CSS frameworks are built with pre-designed components and pre-coded utility classes useful overall development process by reducing the time writing CSS from scratch.

Advantages of CSS :

1. **Rapid Development:** CSS frameworks provide pre-written code and components that can significantly speed up the development process.
2. **Consistency:** Frameworks ensure a consistent look and feel across the website, as they provide predefined styles for various elements like buttons, forms, typography, and grids.
3. **Responsive Design:** Many CSS frameworks come with built-in features for creating responsive layouts. This allows developers to easily design websites that adapt to different screen sizes and devices, reducing the need for manual adjustment and testing.
4. **Browser Compatibility:** CSS frameworks often include fixes and workarounds for browser compatibility issues, ensuring that the website looks and functions consistently across different browsers and platforms.
5. **Community Support:** Popular CSS frameworks have large communities of developers who contribute to their improvement, provide support, and share resources such as tutorials, documentation, and plugins.

Disadvantages of CSS:

1. **Learning Curve:** While CSS frameworks can speed up development, there is often a learning curve associated with understanding how to use them effectively.
2. **Overhead:** Using a CSS framework may result in some unnecessary code being included in the final project, leading to increased file size and slower loading times.
3. **Limitations:** CSS frameworks impose certain design patterns and style, which may not always align with the specific requirements or preferences of a project.
4. **Dependency:** Relying heavily on a CSS framework can create a dependency on external code and updates. It may require extensive modifications to the project.
5. **Design Uniqueness:** Since CSS frameworks are widely used, websites built with them may have a similar look and feel, which could affect the uniqueness and branding of a website.

Main Features and Functionality

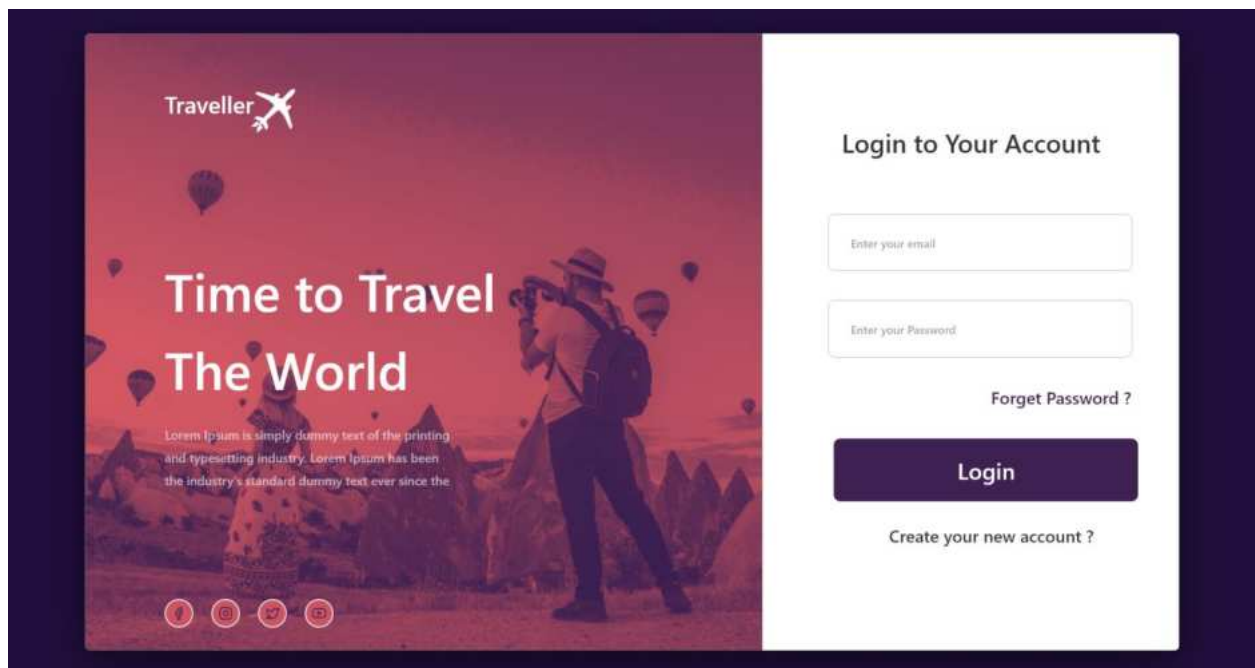
A CSS framework typically provides pre-written, reusable CSS code to facilitate web development. Some of the main features and functionalities include:

1. **Grid system:** Frameworks often include a grid system for layout management, allowing developers to create responsive designs easily.
2. **Typography:** They offer predefined styles for headings, paragraphs, and other text elements to maintain consistency and readability.
3. **Animation and Effect:** Some frameworks offer predefined animations and effects to enhance user experience and interactivity.

Outcomes:

The outcome of the “ATTRACTIONS, SHOWS, TOURS & SIGHTSEEING MODULES IN NATIVELY COMPLIED EXCURSION PORTAL” will depend on the specific goals of the project. Generally, the outcomes of a project is to implementing a user-friendly interface for the customer to book the air ticket or the railway tickets through this application. The most important part of the online travel agency project is its tour packages and customization.

Sample page:



Conclusion:

Working with DIGISAILOR has helped me to understand what is my area of interest. I have gained knowledge from this work experience and I plan to continue it for my future career. I have learned HTML and CSS for web application development, and to code in a way that my code can be easily changeable, reusable, and easily to fix bugs and profitable and a new programmer can use it after.

INTERNSHIP REPORT

A report submitted in partial fulfillment of the requirements for the award of

Degree of

MASTER OF COMPUTER SCIENCE

Submitted By

MERIJA.S

Reg.No.: 18SPCS09



PG DEPARTMENT OF COMPUTER SCIENCE (SSC)

St. Mary's College (Autonomous), Thoothukudi- 628001



06-01-2020

CERTIFICATION OF COMPLETION

This is to certify that Ms. S. Merija (Reg No: 18SPCS09) has successfully completed **INTERNSHIP** in PHP from 14.11.2019 to 30.11.2019 (15 days) and has involved in the Project of **THREE-LAYER PRIVACY PRESERVING STORAGE SCHEME BASED ON HASH COMPUTATIONAL INTELLIGENCE - A WEB APPLICATION** using PHP/HTML/CSS.

During the training period, the performance of the trainee was found to be excellent.

Congratulations on her hard work! Keep shining!



K.M. Vimala
PROJECT DIRECTOR

Internship Objectives

- Internships are generally thought of to be reserved for college students looking to gain experience in a particular field. However, a wide array of people can benefit from Training Internships in order to receive real world experience and develop their skills.
- An objective for this position should emphasize the skills you already possess in the area and your interest in learning more.
- Internships are utilized in a number of different career fields, including architecture, engineering, healthcare, economics, advertising and many more.
- Some internship is used to allow individuals to perform scientific research while others are specifically designed to allow people to gain first-hand experience working.
- Utilizing internship is a great way to build your resume and develop skills that can be emphasized in your resume for future jobs. When you are applying for a Training Internship, make sure to highlight any special skills or talents that can make you stand apart from the rest of the applicants so that you have an improved chance of landing the position.

Summary

I wished to do an internship as it will be useful for my future career goals, which is the reason I applied for an internship at POSTULATE INFO TECH. I learned programming language like HTML, CSS, JavaScript needed for the projects. I was able to put these skills in practice for the live projects. The work was challenging, and I learned about the work culture, environment, and gained more confidence in myself. It was a valuable experience.

Worked Project

Title: Web Developer

Language used: PHP, MYSQL

CSS Framework:

CSS framework is a pre-prepared library that contains different styles and templates that help to standardize the steps for designing and developing, along with enhancing the process of designing and styling web pages by providing the leverage to expedite the Developer. CSS frameworks tackle the challenge of responsive design, seamlessly adapting layouts to diverse screen sizes. It provides various features like efficiency, responsive design, cross-browser compatibility, customization and community support. Most of the time writing CSS code from scratch is quite time-consuming and it takes a lot of time to debug. CSS frameworks are built with pre-designed components and pre-coded utility classes useful overall development process by reducing the time writing CSS from scratch.

Advantages of CSS :

1. **Rapid Development:** CSS frameworks provide pre-written code and components that can significantly speed up the development process.
2. **Consistency:** Frameworks ensure a consistent look and feel across the website, as they provide predefined styles for various elements like buttons, forms, typography, and grids.
3. **Responsive Design:** Many CSS frameworks come with built-in features for creating responsive layouts. This allows developers to easily design websites that adapt to different screen sizes and devices, reducing the need for manual adjustment and testing.
4. **Browser Compatibility:** CSS frameworks often include fixes and workarounds for browser compatibility issues, ensuring that the website looks and functions consistently across different browsers and platforms.
5. **Community Support:** Popular CSS frameworks have large communities of developers who contribute to their improvement, provide support, and share resources such as tutorials, documentation, and plugins.

Disadvantages of CSS:

1. **Learning Curve:** While CSS frameworks can speed up development, there is often a learning curve associated with understanding how to use them effectively.
2. **Overhead:** Using a CSS framework may result in some unnecessary code being included in the final project, leading to increased file size and slower loading times.
3. **Limitations:** CSS frameworks impose certain design patterns and style, which may not always align with the specific requirements or preferences of a project.
4. **Dependency:** Relying heavily on a CSS framework can create a dependency on external code and updates. It may require extensive modifications to the project.
5. **Design Uniqueness:** Since CSS frameworks are widely used, websites built with them may have a similar look and feel, which could affect the uniqueness and branding of a website.

Main Features and Functionality

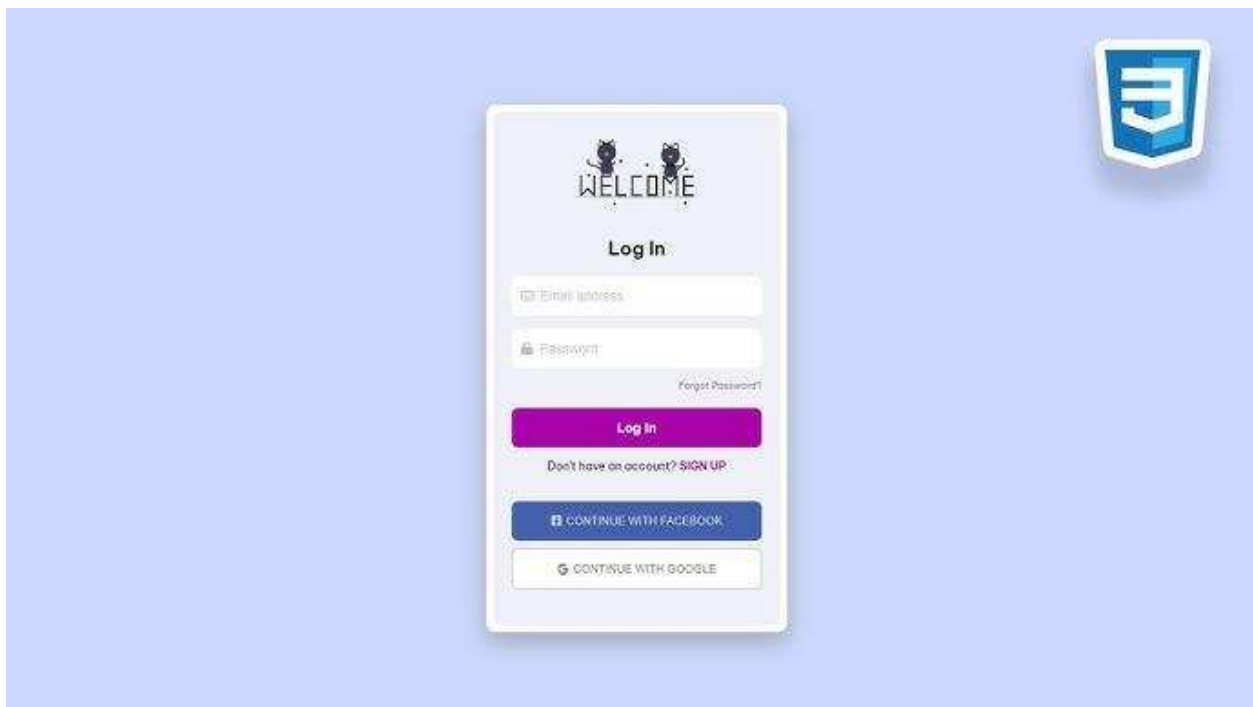
A CSS framework typically provides pre-written, reusable CSS code to facilitate web development. Some of the main features and functionalities include:

1. **Grid system:** Frameworks often include a grid system for layout management, allowing developers to create responsive designs easily.
2. **Typography:** They offer predefined styles for headings, paragraphs, and other text elements to maintain consistency and readability.
3. **Animation and Effect:** Some frameworks offer predefined animations and effects to enhance user experience and interactivity.

Outcomes:

The outcome of the “THREE-LAYER PRIVACY PRESERVING STORAGE SCHEME BASED ON HASH COMPUTATIONAL INTELLIGENCE” will depend on the specific goals of the project. Generally, the outcomes of a project is to implementing a user-friendly interface for the proposed frameworks can both take full advantage of cloud storage and protect the privacy of data.

Sample page:



Conclusion:

Working with POSTULATE INFO TECH has helped me to understand what is my area of interest. I have gained knowledge from this work experience and I plan to continue it for my future career. I have learned HTML and CSS for web application development, and to code in a way that my code can be easily changeable, reusable, and easily to fix bugs and profitable and a new programmer can use it after.

INTERNSHIP REPORT

A report submitted in partial fulfillment of the requirements for the award of

Degree of

MASTER OF COMPUTER SCIENCE

Submitted By

NITHYA.R

Reg.No.: 18SPCS10



PG DEPARTMENT OF COMPUTER SCIENCE (SSC)

St. Mary's College (Autonomous), Thoothukudi- 628001

Date: 25 November 2019,

To whom it may concern

This is to certify that R.NITHYA, a student of Master of Computer Science, St. Mary's College, (Autonomous) Tuticorin, worked under my supervision during her internship period. Her internship tenure was from 14/11/2019 to 22/11/2019. She was working as a Web Developer and was actively & diligently involved in the projects and tasks assigned to her.

During the span, we found her punctual and hardworking person. Her learning powers are good and she picks up swiftly. Her feedback and evaluation proved that she learned keenly. Moreover, her inter-personal and communication skills are brilliant. We wish her a bright future.

Sincerely

S. Ilaiyaraja

CEO



+91 95789 80260



www.digisailor.com
info@digisailor.com



9/5C, 10th Street East, BriyantNagar,
Thoothukudi-628008.

Internship Objectives

- Internships are generally thought of to be reserved for college students looking to gain experience in a particular field. However, a wide array of people can benefit from Training Internships in order to receive real world experience and develop their skills.
- An objective for this position should emphasize the skills you already possess in the area and your interest in learning more.
- Internships are utilized in a number of different career fields, including architecture, engineering, healthcare, economics, advertising and many more.
- Some internship is used to allow individuals to perform scientific research while others are specifically designed to allow people to gain first-hand experience working.
- Utilizing internship is a great way to build your resume and develop skills that can be emphasized in your resume for future jobs. When you are applying for a Training Internship, make sure to highlight any special skills or talents that can make you stand apart from the rest of the applicants so that you have an improved chance of landing the position.

Summary

I wished to do an internship as it will be useful for my future career goals, which is the reason I applied for an internship at DIGISAILOR learned programming language like HTML, CSS, JavaScript needed for the projects. I was able to put these skills in practice for the live projects. The work was challenging, and I learned about the work culture, environment, and gained more confidence in myself. It was a valuable experience.

Worked Project

Title: Web Developer

Language used: PHP, MYSQL

CSS Framework:

CSS framework is a pre-prepared library that contains different styles and templates that help to standardize the steps for designing and developing, along with enhancing the process of designing and styling web pages by providing the leverage to expedite the Developer. CSS frameworks tackle the challenge of responsive design, seamlessly adapting layouts to diverse screen sizes. It provides various features like efficiency, responsive design, cross-browser compatibility, customization and community support. Most of the time writing CSS code from scratch is quite time-consuming and it takes a lot of time to debug. CSS frameworks are built with pre-designed components and pre-coded utility classes useful overall development process by reducing the time writing CSS from scratch.

Advantages of CSS :

1. **Rapid Development:** CSS frameworks provide pre-written code and components that can significantly speed up the development process.
2. **Consistency:** Frameworks ensure a consistent look and feel across the website, as they provide predefined styles for various elements like buttons, forms, typography, and grids.
3. **Responsive Design:** Many CSS frameworks come with built-in features for creating responsive layouts. This allows developers to easily design websites that adapt to different screen sizes and devices, reducing the need for manual adjustment and testing.
4. **Browser Compatibility:** CSS frameworks often include fixes and workarounds for browser compatibility issues, ensuring that the website looks and functions consistently across different browsers and platforms.
5. **Community Support:** Popular CSS frameworks have large communities of developers who contribute to their improvement, provide support, and share resources such as tutorials, documentation, and plugins.

Disadvantages of CSS:

1. **Learning Curve:** While CSS frameworks can speed up development, there is often a learning curve associated with understanding how to use them effectively.
2. **Overhead:** Using a CSS framework may result in some unnecessary code being included in the final project, leading to increased file size and slower loading times.
3. **Limitations:** CSS frameworks impose certain design patterns and style, which may not always align with the specific requirements or preferences of a project.
4. **Dependency:** Relying heavily on a CSS framework can create a dependency on external code and updates. It may require extensive modifications to the project.
5. **Design Uniqueness:** Since CSS frameworks are widely used, websites built with them may have a similar look and feel, which could affect the uniqueness and branding of a website.

Main Features and Functionality

A CSS framework typically provides pre-written, reusable CSS code to facilitate web development. Some of the main features and functionalities include:

1. **Grid system:** Frameworks often include a grid system for layout management, allowing developers to create responsive designs easily.
2. **Typography:** They offer predefined styles for headings, paragraphs, and other text elements to maintain consistency and readability.
3. **Animation and Effect:** Some frameworks offer predefined animations and effects to enhance user experience and interactivity.

Outcomes:

The outcome of the “FLEET MANAGEMENT SYSTEM” will depend on the specific goals of the project. Generally, the outcomes of a project is to implementing a user-friendly interface for this system makes available detailed reports of the mission, fuel consumption rates, speed limits, and other required information according to customers requests. Fleet management is a function which allows companies which rely on transportation in business.

Sample page:

Conclusion:

Working with DIGISAILOR has helped me to understand what is my area of interest. I have gained knowledge from this work experience and I plan to continue it for my future career. I have learned HTML and CSS for web application development, and to code in a way that my code can be easily changeable, reusable, and easily to fix bugs and profitable and a new programmer can use it after.

INTERNSHIP REPORT

A report submitted in partial fulfillment of the requirements for the award of

Degree of

MASTER OF COMPUTER SCIENCE

Submitted By

PUNITHA.B

Reg.No.: 18SPCS11



PG DEPARTMENT OF COMPUTER SCIENCE (SSC)

St. Mary's College (Autonomous), Thoothukudi- 628001

27-03-2020

Ref No: P105/2020

To

The Head of the Department
Department of Computer Science
St. Mary's College (Autonomous)
Tuticorin

Dear Sir / Madam,

Sub: Project Completion Certificate- Reg.

On behalf of POSTULATE INFO TECH, We are pleasure to inform you that **Ms B. Punitha**,
Reg No: 18SPCS11 Studying **M.Sc., Computer Science** Final Year has been done the project
work at our concern on "**My Assistant Mobile App for Emergency**" during the period from
November 2019 to March 2020.

During this period, we noticed her to be diligent, sincere and hardworking and she accomplished
her task within stipulated deadline. She is asset to organization. We wish her for all future
endeavours.

With Regards,

For Postulate Info Tech

K.H.Vinothiga.

Authority Signature



Internship Objectives

- Internships are generally thought of to be reserved for college students looking to gain experience in a particular field. However, a wide array of people can benefit from Training Internships in order to receive real world experience and develop their skills.
- An objective for this position should emphasize the skills you already possess in the area and your interest in learning more.
- Internships are utilized in a number of different career fields, including architecture, engineering, healthcare, economics, advertising and many more.
- Some internship is used to allow individuals to perform scientific research while others are specifically designed to allow people to gain first-hand experience working.
- Utilizing internship is a great way to build your resume and develop skills that can be emphasized in your resume for future jobs. When you are applying for a Training Internship, make sure to highlight any special skills or talents that can make you stand apart from the rest of the applicants so that you have an improved chance of landing the position.

Summary

I wished to do an internship as it will be useful for my future career goals, which is the reason I applied for an internship at POSTULATE INFO TECH learned programming language like JAVA needed for the projects. I was able to put these skills in practice for the live projects. The work was challenging, and I learned about the work culture, environment, and gained more confidence in myself. It was a valuable experience.

Worked Project

Title: Application developer

Language used: Java

Java is a high-level, class-based, object-oriented programming language that is designed to have as few implementation dependencies as possible. It is a general-purpose programming language intended to let programmers write once, run anywhere (WORA) meaning that compiled Java code can run on all platforms that support Java without the need to recompile. Java applications are typically compiled to byte code that can run on any Java virtual machine (JVM) regardless of the underlying computer architecture. The syntax of Java is similar to C and C++, but has fewer low-level facilities than either of them. The Java runtime provides dynamic capabilities (such as reflection and runtime code modification) that are typically not available in traditional compiled languages.

Advantages:

1. Simple

Java is a simple programming language since it is easy to learn and easy to understand. Its syntax is based on C++, and it uses automatic garbage collection; therefore, we don't need to remove the unreferenced objects from memory. Java has also removed the features like explicit pointers, operator overloading, etc., making it easy to read and write.

2. Object-Oriented

Java uses an object-oriented paradigm, which makes it more practical. Everything in Java is an object which takes care of both data and behavior. Java uses object-oriented concepts like object, class, inheritance, encapsulation, polymorphism, and abstraction.

3. Secured

Java is a secured programming language because it doesn't use Explicit pointers. Also, Java programs run inside the virtual machine sandbox. JRE also provides a class loader, which is used to load the class into JVM dynamically. It separates the class packages of the local file system from the ones that are being imported from the network.

4. Robust

Java is a robust programming language since it uses strong memory management. We can also handle exceptions through the Java code. Also, we can use type checking to make our code more secure. It doesn't provide explicit pointers so that the programmer cannot access the memory directly from the code.

Disadvantages

1. Performance

Java needs to be interpreted during runtime, which allows it to run on every operating system, but it also makes it perform slower than the languages like C and C++. On the other hand, the C++ program needs to be compiled on each operating system, directly to binary and therefore runs faster.

2. Memory consumption

Java program consumes more memory since it runs on top of Java virtual machine.

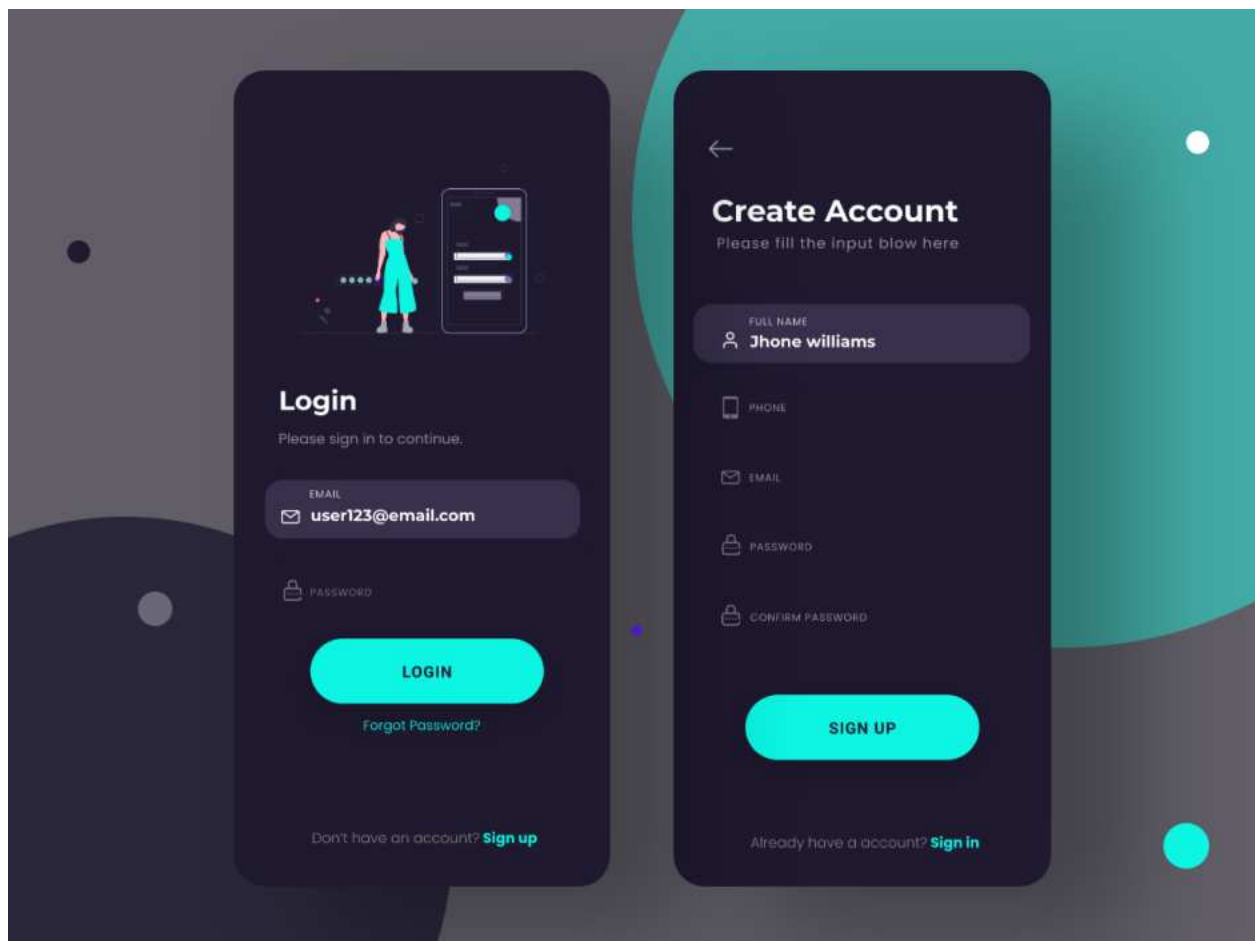
3. Cost

Java programming language is a bit costly due to its higher processing and memory requirements. We need better hardware to run the Java program.

Outcomes:

The outcome of the “MY ASSISTANT MOBILE APP FOR EMERGENCY” will depend on the specific goals of the project. Generally, the outcomes of a project is to implementing a user-friendly interface for your personal offline assistant to help you with the common problems faced in daily life. It will help you change the sound profile of the phone from silent to normal mode.

Sample page:



Conclusion:

Working with POSTULATE INFO TECH has helped me to understand what is my area of interest. I have gained knowledge from this work experience and I plan to continue it for my future career. I have learned java for web application development, and to code in a way that my code can be easily changeable, reusable, and easily to fix bugs and profitable and a new programmer can use it after.

INTERNSHIP REPORT

A report submitted in partial fulfillment of the requirements for the award of

Degree of

MASTER OF COMPUTER SCIENCE

Submitted By

RABIKA DEVI.J

Reg.No.: 18SPCS12



PG DEPARTMENT OF COMPUTER SCIENCE (SSC)

St. Mary's College (Autonomous), Thoothukudi- 628001



Date: 27 MARCH 2020,

To

The Head of the Department
Department of Computer Science
St.Mary's College(Autonomous)
Tuticorin

Dear sir/madam

Sub: Project Completion Certificate- Reg

On behalf of **DIGISAILOR** , We are pleasure to inform you that **Ms.J.Rabika Devi, Reg no: 18SPCS12** studying **M.Sc., Computer Science** Final year has been done the project work at our concern on "**Physical Statistics Tracking and Activity Assigning System** " during the period from November 2019 to March 2020

During this period, we noticed her to be diligent, sincere and hardworking and she accomplished her task within stipulated deadline. We wish her for all future endeavours

With Regards,

DIGISAILOR

Sincerely

S. Ilaiyaraja

CEO



+91 95789



www.digisailor.com



9/5C, 10th Street East,
BriyantNagar,

Internship Objectives

- Internships are generally thought of to be reserved for college students looking to gain experience in a particular field. However, a wide array of people can benefit from Training Internships in order to receive real world experience and develop their skills.
- An objective for this position should emphasize the skills you already possess in the area and your interest in learning more.
- Internships are utilized in a number of different career fields, including architecture, engineering, healthcare, economics, advertising and many more.
- Some internship is used to allow individuals to perform scientific research while others are specifically designed to allow people to gain first-hand experience working.
- Utilizing internship is a great way to build your resume and develop skills that can be emphasized in your resume for future jobs. When you are applying for a Training Internship, make sure to highlight any special skills or talents that can make you stand apart from the rest of the applicants so that you have an improved chance of landing the position.

Summary

I wished to do an internship as it will be useful for my future career goals, which is the reason I applied for an internship at DIGISAILOR learned programming language like HTML, CSS, JavaScript needed for the projects. I was able to put these skills in practice for the live projects. The work was challenging, and I learned about the work culture, environment, and gained more confidence in myself. It was a valuable experience.

Worked Project

Title: Web Developer

Language used: PHP, MYSQL

CSS Framework:

CSS framework is a pre-prepared library that contains different styles and templates that help to standardize the steps for designing and developing, along with enhancing the process of designing and styling web pages by providing the leverage to expedite the Developer. CSS frameworks tackle the challenge of responsive design, seamlessly adapting layouts to diverse screen sizes. It provides various features like efficiency, responsive design, cross-browser compatibility, customization and community support. Most of the time writing CSS code from scratch is quite time-consuming and it takes a lot of time to debug. CSS frameworks are built with pre-designed components and pre-coded utility classes useful overall development process by reducing the time writing CSS from scratch.

Advantages of CSS :

1. **Rapid Development:** CSS frameworks provide pre-written code and components that can significantly speed up the development process.
2. **Consistency:** Frameworks ensure a consistent look and feel across the website, as they provide predefined styles for various elements like buttons, forms, typography, and grids.
3. **Responsive Design:** Many CSS frameworks come with built-in features for creating responsive layouts. This allows developers to easily design websites that adapt to different screen sizes and devices, reducing the need for manual adjustment and testing.
4. **Browser Compatibility:** CSS frameworks often include fixes and workarounds for browser compatibility issues, ensuring that the website looks and functions consistently across different browsers and platforms.
5. **Community Support:** Popular CSS frameworks have large communities of developers who contribute to their improvement, provide support, and share resources such as tutorials, documentation, and plugins.

Disadvantages of CSS:

1. **Learning Curve:** While CSS frameworks can speed up development, there is often a learning curve associated with understanding how to use them effectively.
2. **Overhead:** Using a CSS framework may result in some unnecessary code being included in the final project, leading to increased file size and slower loading times.
3. **Limitations:** CSS frameworks impose certain design patterns and style, which may not always align with the specific requirements or preferences of a project.
4. **Dependency:** Relying heavily on a CSS framework can create a dependency on external code and updates. It may require extensive modifications to the project.
5. **Design Uniqueness:** Since CSS frameworks are widely used, websites built with them may have a similar look and feel, which could affect the uniqueness and branding of a website.

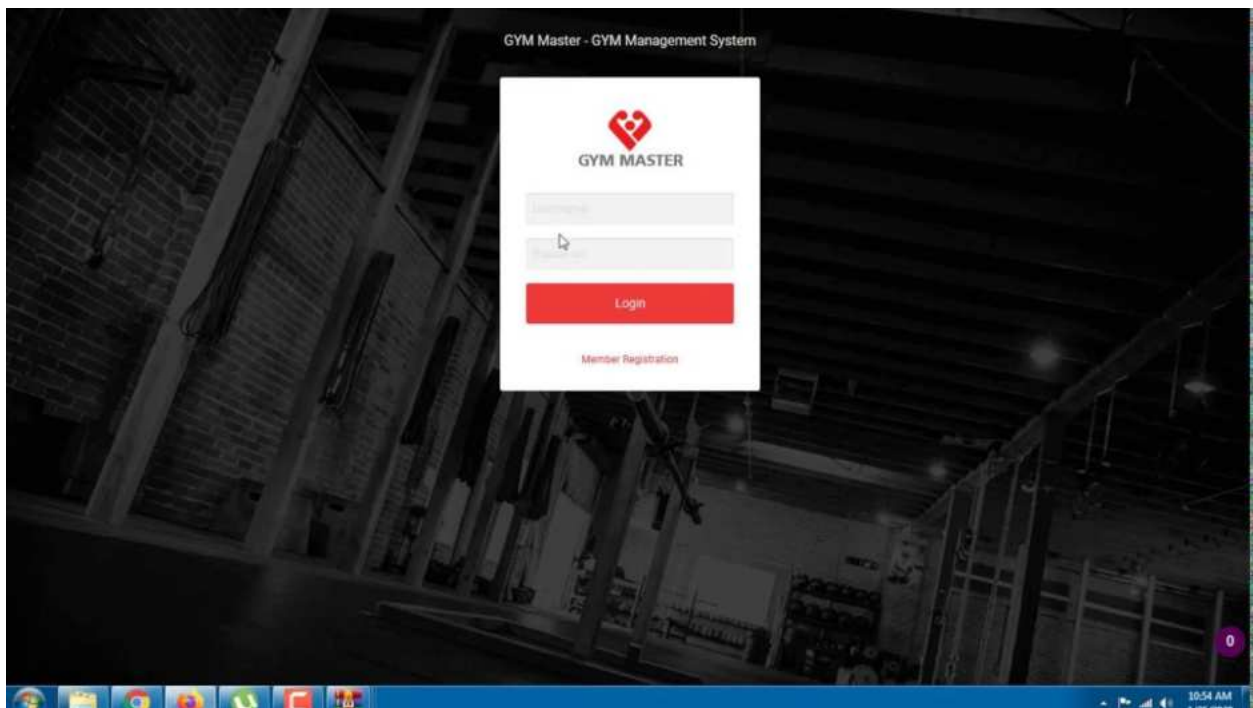
Main Features and Functionality

A CSS framework typically provides pre-written, reusable CSS code to facilitate web development. Some of the main features and functionalities include:

1. **Grid system:** Frameworks often include a grid system for layout management, allowing developers to create responsive designs easily.
2. **Typography:** They offer predefined styles for headings, paragraphs, and other text elements to maintain consistency and readability.
3. **Animation and Effect:** Some frameworks offer predefined animations and effects to enhance user experience and interactivity.

Outcomes:

The outcome of the “PHYSICAL STATISTICS TRACKING AND ACTIVITY ASSIGNING SYSTEM” will depend on the specific goals of the project. Generally, the outcomes of a project is to implementing a user-friendly interface.

Sample page:

Conclusion:

Working with DIGISAILOR has helped me to understand what is my area of interest. I have gained knowledge from this work experience and I plan to continue it for my future career. I have learned HTML and CSS for web application development, and to code in a way that my code can be easily changeable, reusable, and easily to fix bugs and profitable and a new programmer can use it after.

INTERNSHIP REPORT

A report submitted in partial fulfillment of the requirements for the award of

Degree of

MASTER OF COMPUTER SCIENCE

Submitted By

RAGAVI@REENA.T

Reg.No.: 18SPCS13



PG DEPARTMENT OF COMPUTER SCIENCE (SSC)

St. Mary's College (Autonomous), Thoothukudi- 628001

06-01-2020

CERTIFICATION OF COMPLETION

This is to certify that Ms. **T. Ragavi@Reena** (Reg No: 18SPCS13) has successfully completed **INTERNSHIP** in Matlab from 14.11.2019 to 30.11.2019 (15 days) and has involved in the Project of **SINGLE IMAGE DEFOGGING BASED ON GLOBAL GUIDED IMAGE FILTER** using MATLAB.

During the training period, the performance of the trainee was found to be excellent.

Congratulations on her hard work! Keep shining!



K.M. Virodhiga
PROJECT DIRECTOR

Internship Objectives

- Internships are generally thought of to be reserved for college students looking to gain experience in a particular field. However, a wide array of people can benefit from Training Internships in order to receive real world experience and develop their skills.
- An objective for this position should emphasize the skills you already possess in the area and your interest in learning more.
- Internships are utilized in a number of different career fields, including architecture, engineering, healthcare, economics, advertising and many more.
- Some internship is used to allow individuals to perform scientific research while others are specifically designed to allow people to gain first-hand experience working.
- Utilizing internship is a great way to build your resume and develop skills that can be emphasized in your resume for future jobs. When you are applying for a Training Internship, make sure to highlight any special skills or talents that can make you stand apart from the rest of the applicants so that you have an improved chance of landing the position.

Summary

I wished to do an internship as it will be useful for my future career goals, which is the reason I applied for an internship at POSTULATE INFO TECH learned programming language like MATLAB needed for the projects. I was able to put these skills in practice for the live projects. The work was challenging, and I learned about the work culture, environment, and gained more confidence in myself. It was a valuable experience.

Worked Project

Title: Web Developer

Language used: MATLAB

MATLAB, short for Matrix Laboratory, is a high-level programming language and interactive environment developed by MathWorks. It is widely used in various fields such as engineering, mathematics, science, finance, and more. MATLAB allows users to perform numerical computations, data analysis, visualization, and algorithm development in a convenient and efficient manner.

Advantages of MATLAB:

1. **Ease of Use:** MATLAB's syntax is relatively easy to learn and understand, especially for those with a background in mathematics. Its interactive environment allows for quick prototyping and testing of algorithms.
2. **Wide Range of Functionality:** MATLAB provides a vast array of built-in functions and toolboxes for tasks such as numerical computation, signal processing, image processing, optimization, and more. This extensive functionality makes it suitable for a diverse range of applications.
3. **Excellent Visualization Capabilities:** MATLAB offers powerful plotting and visualization tools that enable users to create publication-quality graphs, charts, and animations. These capabilities are invaluable for analyzing and presenting data effectively.
4. **Integration with Other Languages and Tools:** MATLAB supports integration with other programming languages like C, C++, and Fortran, allowing users to incorporate existing code or leverage specialized libraries. Additionally, MATLAB can interact with external programs and tools through various interfaces.

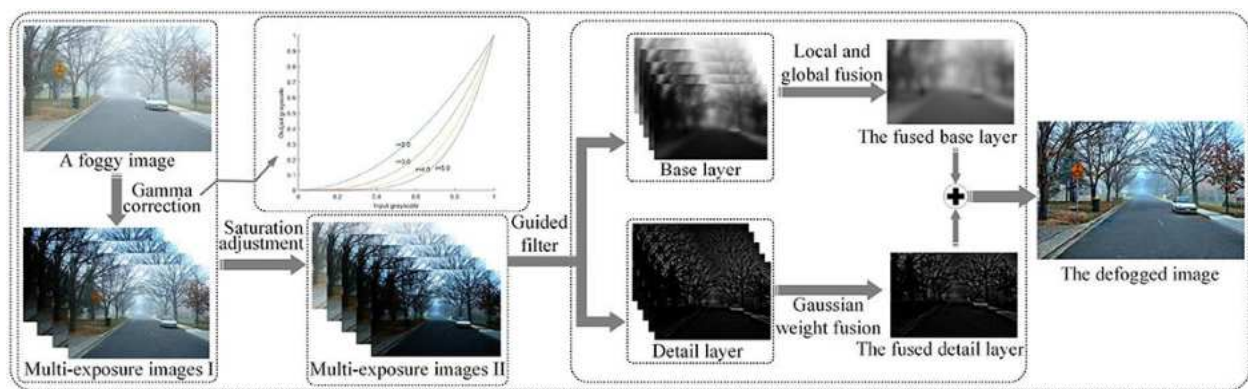
Disadvantages of MATLAB:

1. **Cost:** MATLAB is a commercial software, and obtaining a license can be expensive, especially for individuals or small organizations. While MathWorks offers various licensing options, the cost may still be prohibitive for some users.
2. **Proprietary Software:** MATLAB is proprietary software, which means users do not have access to its source code. This lack of transparency can limit customization and hinder the ability to troubleshoot or modify certain aspects of the software.
3. **Performance:** While MATLAB is suitable for many numerical and scientific computing tasks, it may not always offer the same level of performance as lower-level languages like C or Fortran, particularly for computationally intensive tasks or large-scale simulations.
4. **Memory Usage:** MATLAB's memory management can be inefficient, especially when working with large datasets or performing complex computations. Users may encounter memory limitations or experience slower performance due to excessive memory usage.

Outcomes:

The outcome of the “SINGLE IMAGE DEFOGGING ON GLOBAL GUIDED IMAGE FILTER” will depend on the specific goals of the project. Generally, the outcomes of a project is to implementing a user-friendly interface for making single image fog removal is important for surveillance application.

Sample page:



Conclusion:

Working with POSTULATE INFO TECH has helped me to understand what is my area of interest. I have gained knowledge from this work experience and I plan to continue it for my future career. I have learned MATLAB for web application development, and to code in a way that my code can be easily changeable, reusable, and easily to fix bugs and profitable and a new programmer can use it after.

INTERNSHIP REPORT

A report submitted in partial fulfillment of the requirements for the award of

Degree of

MASTER OF COMPUTER SCIENCE

Submitted By

SHOBANAA AMIRTHA VARSHINI.K

Reg.No.: 18SPCS14



PG DEPARTMENT OF COMPUTER SCIENCE (SSC)

St. Mary's College (Autonomous), Thoothukudi- 628001



Date: 27 MARCH 2020,

To

The Head of the Department
Department of Computer Science
St.Mary's College(Autonomous)
Tuticorin

Dear sir/madam

Sub: Project Completion Certificate- Reg

On behalf of DIGISAILOR , We are pleasure to inform you that **Ms.K.Shobanaa Amirtha Varshini, Reg no: 18SPCS14** studying **M.Sc., Computer Science** Final year has been done project work at our concern on **"ONLINE GROCERY E-COMMERCE STORE"** during the period from November 2019 to March 2020

During this period, we noticed her to be diligent, sincere and hardworking and she accomplished her task within stipulated deadline. We wish her for all future endeavours

With Regards,

DIGISAILOR

Sincerely

S. Ilaiyaraja

CEO

Internship Objectives

- Internships are generally thought of to be reserved for college students looking to gain experience in a particular field. However, a wide array of people can benefit from Training Internships in order to receive real world experience and develop their skills.
- An objective for this position should emphasize the skills you already possess in the area and your interest in learning more.
- Internships are utilized in a number of different career fields, including architecture, engineering, healthcare, economics, advertising and many more.
- Some internship is used to allow individuals to perform scientific research while others are specifically designed to allow people to gain first-hand experience working.
- Utilizing internship is a great way to build your resume and develop skills that can be emphasized in your resume for future jobs. When you are applying for a Training Internship, make sure to highlight any special skills or talents that can make you stand apart from the rest of the applicants so that you have an improved chance of landing the position.

Summary

I wished to do an internship as it will be useful for my future career goals, which is the reason I applied for an internship at DIGISAILOR learned programming language like HTML, CSS, JavaScript needed for the projects. I was able to put these skills in practice for the live projects. The work was challenging, and I learned about the work culture, environment, and gained more confidence in myself. It was a valuable experience.

Worked Project

Title: Web Developer

Language used: PHP, MYSQL

CSS Framework:

CSS framework is a pre-prepared library that contains different styles and templates that help to standardize the steps for designing and developing, along with enhancing the process of designing and styling web pages by providing the leverage to expedite the Developer. CSS frameworks tackle the challenge of responsive design, seamlessly adapting layouts to diverse screen sizes. It provides various features like efficiency, responsive design, cross-browser compatibility, customization and community support. Most of the time writing CSS code from scratch is quite time-consuming and it takes a lot of time to debug. CSS frameworks are built with pre-designed components and pre-coded utility classes useful overall development process by reducing the time writing CSS from scratch.

Advantages of CSS :

1. **Rapid Development:** CSS frameworks provide pre-written code and components that can significantly speed up the development process.
2. **Consistency:** Frameworks ensure a consistent look and feel across the website, as they provide predefined styles for various elements like buttons, forms, typography, and grids.
3. **Responsive Design:** Many CSS frameworks come with built-in features for creating responsive layouts. This allows developers to easily design websites that adapt to different screen sizes and devices, reducing the need for manual adjustment and testing.
4. **Browser Compatibility:** CSS frameworks often include fixes and workarounds for browser compatibility issues, ensuring that the website looks and functions consistently across different browsers and platforms.
5. **Community Support:** Popular CSS frameworks have large communities of developers who contribute to their improvement, provide support, and share resources such as tutorials, documentation, and plugins.

Disadvantages of CSS:

1. **Learning Curve:** While CSS frameworks can speed up development, there is often a learning curve associated with understanding how to use them effectively.
2. **Overhead:** Using a CSS framework may result in some unnecessary code being included in the final project, leading to increased file size and slower loading times.
3. **Limitations:** CSS frameworks impose certain design patterns and style, which may not always align with the specific requirements or preferences of a project.
4. **Dependency:** Relying heavily on a CSS framework can create a dependency on external code and updates. It may require extensive modifications to the project.
5. **Design Uniqueness:** Since CSS frameworks are widely used, websites built with them may have a similar look and feel, which could affect the uniqueness and branding of a website.

Main Features and Functionality

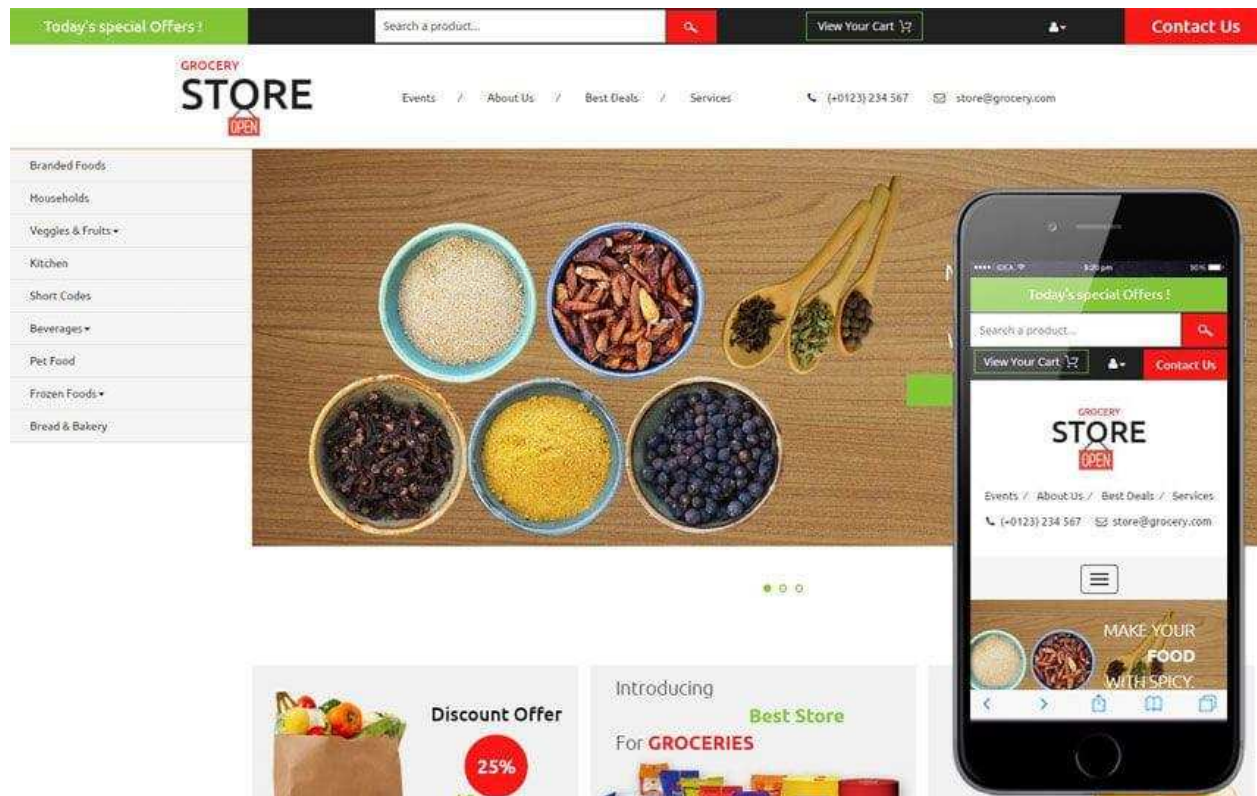
A CSS framework typically provides pre-written, reusable CSS code to facilitate web development. Some of the main features and functionalities include:

1. **Grid system:** Frameworks often include a grid system for layout management, allowing developers to create responsive designs easily.
2. **Typography:** They offer predefined styles for headings, paragraphs, and other text elements to maintain consistency and readability.
3. **Animation and Effect:** Some frameworks offer predefined animations and effects to enhance user experience and interactivity.

Outcomes:

The outcome of the “ONLINE GROCERY E-COMMERCE STORE” will depend on the specific goals of the project. Generally, the outcomes of a project is to implementing a user-friendly interface.

Sample page:



Conclusion:

Working with DIGISAILOR has helped me to understand what is my area of interest. I have gained knowledge from this work experience and I plan to continue it for my future career. I have learned HTML and CSS for web application development, and to code in a way that my code can be easily changeable, reusable, and easily to fix bugs and profitable and a new programmer can use it after.

INTERNSHIP REPORT

A report submitted in partial fulfillment of the requirements for the award of

Degree of

MASTER OF COMPUTER SCIENCE

Submitted by


SMILYN E

REG NO: 18SPCS15



PG DEPARTMENT OF COMPUTER SCIENCE (SSC)

St. Mary's College (Autonomous), Thoothukudi - 628001



06-01-2020

CERTIFICATION OF COMPLETION

This is to certify that Ms. E. Smilyn (Reg No: IRSPCS15) has successfully completed INTERNSHIP in PHP from 14.11.2019 to 30.11.2019 (15 days) and has involved in the Project of IMPLEMENTING ONE TIME PASSWORD BASED SECURITY MECHANISM FOR SECURING PERSONAL RECORDS IN CLOUD - A WEB APPLICATION using PHP/HTML/CSS.

During the training period, the performance of the trainee was found to be excellent.

Congratulations on her hard work! Keep shining!



K.M. Vimala
PROJECT DIRECTOR

Internship Objectives

- Internships are generally thought of to be reserved for college students looking to gain experience in a particular field. However, a wide array of people can benefit from Training Internships in order to receive real world experience and develop their skills.
- An objective for this position should emphasize the skills you already possess in the area and your interest in learning more.
- Internships are utilized in a number of different career fields, including architecture, engineering, healthcare, economics, advertising and many more.
- Some internship is used to allow individuals to perform scientific research while others are specifically designed to allow people to gain first-hand experience working.
- Utilizing internships is a great way to build your resume and develop skills that can be emphasized in your resume for future jobs. When you are applying for a Training Internship, make sure to highlight any special skills or talents that can make you stand apart from the rest of the applicants so that you have an improved chance of landing the position.

Summary

I pursued an internship to align with my future career aspirations, which prompted me to apply for a position at Digisailor. Following a successful interview, I was selected as an intern. During my tenure, I worked as a trainee within the Information Technology Department, where I was tasked with maintaining computer hardware equipment and developing and maintaining business applications and websites using cutting-edge technology. I acquired proficiency in programming languages such as HTML, CSS, Flask, and Python, which were essential for the projects I worked on. Through hands-on experience with live projects, I was able to apply these skills effectively. The work presented challenges, but it also provided invaluable insights into the organizational culture and work environment, ultimately boosting my confidence. Overall, it was a highly rewarding experience.

Worked Project

Title: web developer

Language Used: Php, Html and Css

PHP:

PHP, which stands for "Hypertext Preprocessor," is a widely-used open-source scripting language primarily designed for web development. Initially created by Danish-Canadian programmer Rasmus Lerdorf in 1994, PHP has since evolved into one of the most popular server-side programming languages on the web. Here's an introduction to PHP:

1. **Purpose:** PHP was originally intended as a tool for managing Lerdorf's personal website's data and generating dynamic web content. Over time, it evolved into a powerful language for building dynamic websites, web applications, and server-side scripts.
2. **Server-Side Scripting:** PHP is a server-side scripting language, meaning it runs on a web server rather than in a user's browser. When a user requests a web page that contains PHP code, the server processes the code and sends the resulting HTML to the user's browser, making it a versatile tool for generating dynamic content.
3. **Syntax:** PHP syntax is similar to that of C and Perl, making it relatively easy to learn for those familiar with these languages. PHP code is embedded within HTML, allowing developers to mix static content with dynamic PHP code seamlessly.
4. **Features:** PHP offers a wide range of features and functionalities, including:
 - **Database Integration:** PHP can interact with various database management systems, such as MySQL, PostgreSQL, and SQLite, allowing developers to create dynamic, data-driven websites and applications.
 - **Server-Side File Handling:** PHP enables manipulation of files on the server, including reading, writing, and deleting files, making it useful for tasks such as file uploads and downloads.
 - **Form Handling:** PHP can process form data submitted by users, validate input, and interact with databases or other backend systems based on user input.
 - **Session Management:** PHP provides mechanisms for managing session data, allowing developers to create interactive and personalized web experiences for users.
 - **Security:** PHP includes built-in features for implementing security measures such as data encryption, user authentication, and protection against common web vulnerabilities like SQL injection and cross-site scripting (XSS).
5. **Open Source and Community:** PHP is an open-source language, meaning its source code is freely available for anyone to use, modify, and distribute. The PHP community is vast and active, contributing to the language's development through forums, user groups, documentation, and open-source projects.
6. **Frameworks and CMS:** Numerous frameworks and content management systems (CMS) built with PHP, such as Laravel, Symfony, WordPress, Drupal, and Joomla, provide developers with pre-built components and structures to streamline web development and build complex applications more efficiently.

In summary, PHP is a versatile and powerful server-side scripting language widely used for developing dynamic websites, web applications, and server-side scripts. Its ease of use, extensive features, and large community make it a popular choice for web development projects of all sizes.

PHP FRAMEWORK

PHP (Hypertext Preprocessor) stands as a cornerstone in the realm of web development, empowering developers to craft dynamic and interactive web experiences. Since its inception in 1994, PHP has evolved into a versatile server-side scripting language, enabling the creation of dynamic websites, robust web applications, and efficient server-side scripts. This abstract delves into the fundamental features and attributes of PHP, highlighting its syntax, purpose, and key functionalities. With seamless integration into HTML and support for various databases, file handling, form processing, and session management, PHP emerges as a robust toolset for developers seeking to build dynamic and data-driven web solutions. Furthermore, its open-source nature fosters a vibrant community of developers, contributing to an extensive ecosystem of frameworks, content management systems (CMS), and libraries. From Laravel to WordPress, PHP offers a myriad of options for developers to leverage pre-built components and structures, accelerating the development process and fostering innovation. As the digital landscape continues to evolve, PHP remains a formidable force, driving the development of dynamic web solutions and shaping the future of online interactions.

This abstract provides a brief overview of PHP, emphasizing its significance in web development, core features, integration capabilities, community support, and its role in shaping the digital landscape.

HTML/CSS

HTML (Hypertext Markup Language) and CSS (Cascading Style Sheets) are both fundamental technologies used for creating and styling web pages. Here's a brief overview of each:

1. **HTML (Hypertext Markup Language):**

- HTML is the standard markup language used to create the structure and content of web pages.
- It consists of a set of elements or tags that define the different parts of a web page, such as headings, paragraphs, images, links, and forms.

- HTML provides a hierarchical structure to organize content, using elements like `<div>`, `<header>`, `<nav>`, `<section>`, `<article>`, `<footer>`, etc.
- HTML is not a programming language but rather a markup language that defines the structure of web documents.

2. CSS (Cascading Style Sheets):

- CSS is a style sheet language used to describe the presentation of HTML documents.
- It allows web developers to define styles, such as colors, fonts, spacing, layout, and other visual aspects of a web page.
- CSS works by selecting HTML elements and applying styles to them using rulesets.
- CSS can be applied to HTML documents in various ways, including inline styles, embedded styles, and external style sheets.

In the project you provided, HTML and CSS are used for creating the user interface (UI) and styling the web pages:

- **HTML:** HTML files (**welcome.html**, **index.html**, **series_details.html**) define the structure and content of different pages in the web application. They contain elements like headings, paragraphs, forms, lists, and links to organize and display information to the user.
- **CSS:** CSS file (**styles.css**) contains styles that define the appearance and layout of HTML elements. It specifies properties like colors, fonts, margins, padding, background images, and more to enhance the visual presentation of the web pages.

Together, HTML and CSS are essential for creating visually appealing and well-structured web pages, providing a seamless user experience in web development projects like the one you provided.

Java Script:

JavaScript is a high-level, interpreted programming language primarily used for adding interactivity and dynamic behavior to web pages. In the project you provided, JavaScript may be used for various purposes, such as:

1. **Client-side Interactivity:** JavaScript can be used to enhance user interaction with the web page. For example, it can handle form validations, create interactive elements like sliders, accordions, or tabs, and enable features like dropdown menus or modal pop-ups.
2. **Dynamic Content:** JavaScript can be used to manipulate the DOM (Document Object Model) dynamically, allowing for changes to the content, structure, and styling of the web page based on user actions or events. This includes features like updating content without reloading the page (AJAX), animating elements, or creating responsive layouts.
3. **Handling Events:** JavaScript can respond to various events triggered by user actions or browser actions, such as clicks, keypresses, mouse movements, or page loads. Event

handlers in JavaScript can execute specific functions or scripts in response to these events.

4. **Data Manipulation:** JavaScript can manipulate data fetched from APIs or databases dynamically, allowing for real-time updates and data-driven interactions on the web page. This could include sorting, filtering, or formatting data before displaying it to the user.
5. **AJAX (Asynchronous JavaScript and XML):** JavaScript can make asynchronous requests to the server to fetch or send data without reloading the entire web page. This enables features like lazy loading of content, auto-saving forms, or fetching updates from the server in the background.
6. **Browser Compatibility:** JavaScript can be used to handle browser-specific behaviors and ensure compatibility across different web browsers. It can detect browser features, polyfill missing functionalities, or provide fallbacks for older browsers.

In the provided project, JavaScript may not be explicitly used if the functionality is achieved solely using Flask for server-side operations and basic HTML/CSS for the frontend. However, JavaScript can be added to enhance the project with additional interactive features or dynamic content as needed.

Sample Page:

Conclusion:

Working as an intern at Digisailor has provided me with valuable insights into my areas of interest. This experience has equipped me with a wealth of technical knowledge, particularly in the field of data science, which I intend to leverage for my future career endeavors. I am deeply committed to furthering my career as a data scientist and am eager to continue learning new technologies that will enhance my skills and enable me to drive positive change in my chosen field. Through my work, I have gained proficiency in Python, Flask, HTML, and CSS for web application development. I strive to write code that is not only functional but also easily maintainable, reusable, and adaptable, ensuring that it can be efficiently modified, debugged, and utilized by other programmers.

INTERNSHIP REPORT

A report submitted in partial fulfillment of the requirements for the award of

Degree of

MASTER OF COMPUTER SCIENCE

Submitted by

SOWNTHARIYA M

REG NO: 18SPCS16



PG DEPARTMENT OF COMPUTER SCIENCE (SSC)

St. Mary's College (Autonomous), Thoothukudi - 628001

Date: 15 November 2019

To whom It may concern

This is to certify that **Soundarya**, a student of Master of Computer Science, **St.Mary's College, (Autonomous)** Tuticorin, worked under my supervision during her internship period. Her internship tenure was from 14/11/2019 to 22/11/2019. She was working as a Web Developer and was actively & diligently involved in the projects and tasks assigned to her.

During the span, we found her punctual and hardworking person. Her learning powers are good and she picks up swiftly. Her feedback and evaluation proved that she learned keenly. Moreover, her interpersonal and communication skills are brilliant. We wish her a bright future.

Sincerely

S. Kalyaraja

CEO



Internship Objectives

- Internships are generally thought of to be reserved for college students looking to gain experience in a particular field. However, a wide array of people can benefit from Training Internships in order to receive real world experience and develop their skills.
- An objective for this position should emphasize the skills you already possess in the area and your interest in learning more.
- Internships are utilized in a number of different career fields, including architecture, engineering, healthcare, economics, advertising and many more.
- Some internship is used to allow individuals to perform scientific research while others are specifically designed to allow people to gain first-hand experience working.
- Utilizing internships is a great way to build your resume and develop skills that can be emphasized in your resume for future jobs. When you are applying for a Training Internship, make sure to highlight any special skills or talents that can make you stand apart from the rest of the applicants so that you have an improved chance of landing the position.

Summary

I pursued an internship to align with my future career aspirations, which prompted me to apply for a position at Digisailor. Following a successful interview, I was selected as an intern. During my tenure, I worked as a trainee within the Information Technology Department, where I was tasked with maintaining computer hardware equipment and developing and maintaining business applications and websites using cutting-edge technology. I acquired proficiency in programming languages such as HTML, CSS, Flask, and Python, which were essential for the projects I worked on. Through hands-on experience with live projects, I was able to apply these skills effectively. The work presented challenges, but it also provided invaluable insights into the organizational culture and work environment, ultimately boosting my confidence. Overall, it was a highly rewarding experience.

Worked Project

Title: web developer

Language Used: Flutter using dart

Introduction:

Flutter is an open-source UI software development toolkit created by Google, which allows developers to build natively compiled applications for mobile, web, and desktop from a single codebase. Dart, a programming language developed by Google, is the primary language used for building applications with Flutter. Here's an introduction to Flutter using Dart:

1. **Flutter Overview:** Flutter provides a comprehensive framework for building beautiful, fast, and native-quality applications for multiple platforms. It offers a rich set of pre-designed widgets for building user interfaces, along with extensive tools and libraries for development, testing, and debugging.
2. **Dart Programming Language:** Dart is the programming language used for developing applications with Flutter. It is an object-oriented, class-based language with syntax similar to languages like C, Java, and JavaScript. Dart features a strong type system, asynchronous programming support, and Just-In-Time (JIT) compilation for rapid development, as well as Ahead-Of-Time (AOT) compilation for optimized performance.
3. **Single Codebase, Multiple Platforms:** One of the key advantages of Flutter is its ability to create applications for multiple platforms (iOS, Android, web, desktop) from a single codebase. Developers write their application logic and UI code once and can deploy it across different platforms without significant modifications, saving time and effort.
4. **Widget-Based UI Development:** Flutter uses a widget-based approach to building user interfaces. Everything in Flutter is a widget, from simple buttons and text inputs to complex layouts and animations. Widgets are reusable, composable building blocks that allow developers to create custom UI elements and arrange them in a hierarchy to build complex UIs.
5. **Hot Reload:** Flutter's hot reload feature enables developers to make changes to their code and see the results instantly without restarting the application. This rapid iteration cycle speeds up development and allows developers to experiment with UI designs, fix bugs, and add features more efficiently.
6. **Rich Set of Widgets:** Flutter provides a wide range of customizable widgets for building modern and responsive user interfaces. These widgets include material design widgets for Android apps, Cupertino widgets for iOS apps, as well as custom widgets for specific UI components and interactions.
7. **Performance and Native-Like Experience:** Flutter apps are compiled to native code, which means they can achieve high performance and deliver a smooth, native-like experience on each platform. Flutter's rendering engine, Skia, ensures fast rendering and smooth animations, while its layered architecture allows developers to access platform-specific features and APIs as needed.
8. **Community and Ecosystem:** Flutter has a vibrant and growing community of developers, contributors, and enthusiasts. The Flutter ecosystem includes a wide range of third-party

packages, plugins, and libraries to extend Flutter's capabilities and integrate with other services and platforms.

In summary, Flutter using Dart offers a powerful and versatile platform for building cross-platform applications with a native-like experience. With its fast development workflow, rich set of widgets, and high-performance rendering engine, Flutter has become a popular choice for developers looking to build beautiful and responsive applications for mobile, web, and desktop.

Flutter using dart:

Dart is a general-purpose, object-oriented programming language developed by Google. It is designed for building robust, scalable, and high-performance applications, with a focus on simplicity, productivity, and developer-friendly features. Here's a detailed description of Dart:

1. **History and Development:** Dart was first announced by Google in 2011 as a language for building web applications, but it has since evolved into a multi-platform language suitable for a variety of application types. Dart's development is guided by the Dart open-source project, with contributions from Google engineers and the broader developer community.
2. **Syntax and Features:** Dart's syntax is familiar to developers coming from languages like C, Java, and JavaScript, making it relatively easy to learn. Key features of Dart include:
 - **Strong typing:** Dart is a statically typed language, meaning variables are explicitly typed and checked at compile-time, reducing the likelihood of runtime errors.
 - **Optional types:** Dart supports type inference and allows developers to specify types explicitly or rely on type inference for concise code.
 - **Asynchronous programming:** Dart provides built-in support for asynchronous programming using futures and `async/await` syntax, making it easy to write non-blocking code for handling asynchronous operations like network requests and file I/O.
 - **Classes and inheritance:** Dart is an object-oriented language with support for classes, interfaces, inheritance, mixins, and other object-oriented concepts.
 - **Generics:** Dart supports generic types, allowing developers to write code that is parameterized by types, enhancing code reusability and type safety.
 - **Libraries and packages:** Dart comes with a rich set of built-in libraries for common tasks such as I/O, collections, and concurrency. Additionally, Dart's package manager, Pub, provides access to a vast ecosystem of third-party packages for extending Dart's capabilities.
3. **Platform Support:** Dart is a multi-platform language, meaning it can be used to build applications for a variety of platforms, including:
 - **Web:** Dart can be compiled to JavaScript using the Dart VM or Dart-to-JavaScript compilers like `dart2js`, allowing developers to build web applications

Sample Page:



Conclusion:

Working as an intern at Digisailor has provided me with valuable insights into my areas of interest. This experience has equipped me with a wealth of technical knowledge, particularly in the field of data science, which I intend to leverage for my future career endeavors. I am deeply committed to furthering my career as a data scientist and am eager to continue learning new technologies that will enhance my skills and enable me to drive positive change in my chosen field. Through my work, I have gained proficiency in Python, Flask, HTML, and CSS for web application development. I strive to write code that is not only functional but also easily maintainable, reusable, and adaptable, ensuring that it can be efficiently modified, debugged, and utilized by other programmers.

INTERNSHIP REPORT

A report submitted in partial fulfillment of the requirements for the award of

Degree of

MASTER OF COMPUTER SCIENCE

Submitted by

SUBAITHA SHIREEN Z

REG NO: 18SPCS17



PG DEPARTMENT OF COMPUTER SCIENCE (SSC)

St. Mary's College (Autonomous), Thoothukudi - 628001



Date: 25 November 2019,

To whom it may concern

This is to certify that **Z. Subaitha Shireen**, a student of Master of Computer Science, **St.Mary's College, (Autonomous)** Tuticorin. worked under my supervision during her internship period. Her internship tenure was from 14/11/2019 to 22/11/2019. She was working as a Web Developer and was actively & diligently involved in the projects and tasks assigned to her.

During the span, we found her punctual and hardworking person. Her learning powers are good and she picks up swiftly. Her feedback and evaluation proved that she learned keenly. Moreover, her interpersonal and communication skills are brilliant. We wish her a bright future.

Sincerely

S. Ilaiyaraja

CEO



+91 95789 80260



www.digisailor.com
info@digisailor.com



9/5C, 10th Street East, BriyantNagar,
Thoothukudi-628008.

Internship Objectives

- Internships are generally thought of to be reserved for college students looking to gain experience in a particular field. However, a wide array of people can benefit from Training Internships in order to receive real world experience and develop their skills.
- An objective for this position should emphasize the skills you already possess in the area and your interest in learning more.
- Internships are utilized in a number of different career fields, including architecture, engineering, healthcare, economics, advertising and many more.
- Some internship is used to allow individuals to perform scientific research while others are specifically designed to allow people to gain first-hand experience working.
- Utilizing internships is a great way to build your resume and develop skills that can be emphasized in your resume for future jobs. When you are applying for a Training Internship, make sure to highlight any special skills or talents that can make you stand apart from the rest of the applicants so that you have an improved chance of landing the position.

Summary

I pursued an internship to align with my future career aspirations, which prompted me to apply for a position at Digisailor. Following a successful interview, I was selected as an intern. During my tenure, I worked as a trainee within the Information Technology Department, where I was tasked with maintaining computer hardware equipment and developing and maintaining business applications and websites using cutting-edge technology. I acquired proficiency in programming languages such as HTML, CSS, Flask, and Python, which were essential for the projects I worked on. Through hands-on experience with live projects, I was able to apply these skills effectively. The work presented challenges, but it also provided invaluable insights into the organizational culture and work environment, ultimately boosting my confidence. Overall, it was a highly rewarding experience.

Worked Project

Title: web developer

Language Used: Matlab

Matlab Framework:

Graphics in MATLAB play a crucial role in visualizing data, exploring mathematical functions, and presenting results. MATLAB provides a comprehensive set of functions and tools for creating a wide range of 2D and 3D plots, animations, and graphical user interfaces (GUIs). Here's an overview of graphics capabilities in MATLAB:

1. **Plotting Functions:** MATLAB offers a variety of plotting functions to create different types of plots, including:
 - Line plots: Visualize data as a series of data points connected by straight lines.
 - Scatter plots: Display data points as individual markers, useful for exploring relationships between variables.
 - Bar plots: Represent data using bars of different heights or lengths, often used for comparing categories or groups.
 - Histograms: Show the distribution of data by dividing it into bins and counting the number of data points in each bin.
 - Pie charts: Display data as sectors of a circle, where each sector represents a proportion of the whole.
2. **Customization:** MATLAB allows users to customize various aspects of plots, including colors, line styles, marker types, axis labels, titles, and legends. Users can also adjust plot properties such as axis limits, tick marks, grid lines, and fonts to tailor the appearance of plots according to their preferences.
3. **Multiple Axes:** MATLAB supports multiple axes in a single figure, allowing users to create complex plots with multiple subplots, insets, or overlaid plots. This feature is useful for comparing data from different sources or visualizing multiple variables simultaneously.
4. **3D Plotting:** MATLAB provides functions for creating 3D plots, including surface plots, mesh plots, contour plots, and scatter plots in three-dimensional space. These plots are useful for visualizing functions of two variables or displaying three-dimensional data sets.
5. **Animations:** MATLAB allows users to create animations by updating plot data or properties over time. Animations can be created using MATLAB's built-in animation functions or by manually updating plot elements within a loop. This feature is useful for visualizing dynamic processes or displaying changes in data over time.
6. **Exporting and Publishing:** MATLAB allows users to export plots to various file formats, including image files (e.g., PNG, JPEG), vector graphics (e.g., PDF, EPS), and interactive formats (e.g., HTML, WebGL). Users can also publish MATLAB code and plots directly to documents, presentations, or web pages using MATLAB's publishing capabilities.
7. **GUI Development:** MATLAB provides tools for creating graphical user interfaces (GUIs) to interact with MATLAB programs and applications. Users can design GUIs using MATLAB's GUI design environment or by programmatically creating GUI components using MATLAB code. GUIs can include interactive plots, buttons, sliders, text fields, and other UI elements.

8. **Plotting Toolboxes:** MATLAB offers specialized toolboxes for specific types of graphics and visualization tasks, such as the Mapping Toolbox for geographic data visualization, the Image Processing Toolbox for image analysis and visualization, and the Control System Toolbox for control system design and analysis.

Overall, graphics in MATLAB provide powerful tools for visualizing data, exploring mathematical functions, and communicating results effectively in various fields such as engineering, science, finance, and education. With its rich set of plotting functions, customization options, and interactive capabilities, MATLAB remains a popular choice for data visualization and graphical analysis.

MATLAB, short for "Matrix Laboratory," is a high-level programming language and interactive environment developed by MathWorks. It is widely used in various fields such as engineering, mathematics, science, and finance for numerical computing, data analysis, algorithm development, and visualization. Here's a detailed description of MATLAB:

1. **History and Development:** MATLAB was created by Cleve Moler in the late 1970s as a convenient way to use LINPACK and EISPACK libraries for numerical computation. The first version was released in 1984. Over the years, MATLAB has undergone significant development, incorporating features for symbolic computation, control system design, image processing, and more. Today, MATLAB is a powerful tool with a vast array of capabilities.
2. **Interactive Environment:** MATLAB provides an interactive environment where users can execute commands, write scripts, and develop functions. The MATLAB Desktop includes the Command Window, where users can enter commands and see results immediately, the Editor for writing and editing MATLAB code, and the Workspace for managing variables.
3. **Programming Language:** MATLAB is both a programming language and an environment. Its syntax is optimized for matrix and vector operations, making it well-suited for numerical computing tasks. MATLAB supports procedural, functional, and object-oriented programming paradigms. Users can define functions, create scripts, and develop applications using MATLAB's extensive built-in libraries and toolboxes.
4. **Numerical Computing:** MATLAB excels at numerical computing tasks such as matrix manipulation, linear algebra, differential equations solving, optimization, and signal processing. Its built-in functions and libraries make it easy to perform complex mathematical operations efficiently.
5. **Data Analysis and Visualization:** MATLAB provides powerful tools for data analysis and visualization. Users can import, manipulate, and analyze data from various sources, including spreadsheets, databases, and external files. MATLAB's plotting functions allow users to create a wide range of 2D and 3D plots for visualizing data and presenting results.
6. **Toolboxes:** MATLAB offers numerous toolboxes that extend its functionality into specialized areas such as image processing, signal processing, control system design, optimization, statistics, and machine learning. These toolboxes provide additional functions, algorithms, and graphical user interfaces (GUIs) tailored to specific applications.
7. **Symbolic Computation:** MATLAB includes the Symbolic Math Toolbox, which allows users to perform symbolic computations such as algebraic manipulation, calculus, and equation solving.

This enables users to work with symbolic expressions, equations, and functions alongside numerical computations.

8. **Integration and Deployment:** MATLAB can be integrated with other programming languages and software tools through various interfaces and APIs. Additionally, MATLAB code can be compiled into standalone executables or deployed as web applications, allowing users to share and distribute their MATLAB applications with others who may not have MATLAB installed.
9. **Community and Support:** MATLAB has a large and active user community, supported by MathWorks through documentation, forums, online resources, and technical support. Users can find tutorials, examples, and help resources to assist them in learning and using MATLAB effectively.

Overall, MATLAB is a versatile and powerful tool for numerical computing, data analysis, and algorithm development. Its rich set of features, extensive libraries, and intuitive programming environment make it a popular choice for researchers, engineers, scientists, and students worldwide.

Graphics in MATLAB play a crucial role in visualizing data, exploring mathematical functions, and presenting results. MATLAB provides a comprehensive set of functions and tools for creating a wide range of 2D and 3D plots, animations, and graphical user interfaces (GUIs). Here's an overview of graphics capabilities in MATLAB:

1. **Plotting Functions:** MATLAB offers a variety of plotting functions to create different types of plots, including:
 - Line plots: Visualize data as a series of data points connected by straight lines.
 - Scatter plots: Display data points as individual markers, useful for exploring relationships between variables.
 - Bar plots: Represent data using bars of different heights or lengths, often used for comparing categories or groups.
 - Histograms: Show the distribution of data by dividing it into bins and counting the number of data points in each bin.
 - Pie charts: Display data as sectors of a circle, where each sector represents a proportion of the whole.
2. **Customization:** MATLAB allows users to customize various aspects of plots, including colors, line styles, marker types, axis labels, titles, and legends. Users can also adjust plot properties such as axis limits, tick marks, grid lines, and fonts to tailor the appearance of plots according to their preferences.
3. **Multiple Axes:** MATLAB supports multiple axes in a single figure, allowing users to create complex plots with multiple subplots, insets, or overlaid plots. This feature is useful for comparing data from different sources or visualizing multiple variables simultaneously.
4. **3D Plotting:** MATLAB provides functions for creating 3D plots, including surface plots, mesh plots, contour plots, and scatter plots in three-dimensional space. These plots are useful for visualizing functions of two variables or displaying three-dimensional data sets.
5. **Animations:** MATLAB allows users to create animations by updating plot data or properties over time. Animations can be created using MATLAB's built-in animation functions or by

Conclusion:

Working as an intern at Digisailor has provided me with valuable insights into my areas of interest. This experience has equipped me with a wealth of technical knowledge, particularly in the field of data science, which I intend to leverage for my future career endeavors. I am deeply committed to furthering my career as a data scientist and am eager to continue learning new technologies that will enhance my skills and enable me to drive positive change in my chosen field. Through my work, I have gained proficiency in Python, Flask, HTML, and CSS for web application development. I strive to write code that is not only functional but also easily maintainable, reusable, and adaptable, ensuring that it can be efficiently modified, debugged, and utilized by other programmers.



S. THARTIUS ENGINEERING CONTRACTORS

Regd. Off - 5A/195, II Street, Caldwell Colony,

Tuticorin - 628 008, Tamilnadu, India.

☎ Off - 91-461-2375936, 2375238 Fax : 2375546

E-mail : thartius@thartius.com URL : www.thartiusindia.com



ISO 9001 : 2015 Certified Company



GSTIN : 33AAUF5891H1ZQ

DATE: 13.06.2019

To Whom So Ever It May Concern.

This is to certify that Miss J. Amala Joe Praveena I YR MHRM student of the **ST.MARYS COLLEGE (AUTONOMOUS) TUTICORIN** has undergone Internship training in our company from 11th May 2019 to 13th June 2019. She has taken good involvement in learning all work in department and shown keen interest during this period. She was very punctual in attendance and good in interaction with employees.

We wish her success in all endeavors.

For S. Thartius Engineering Contractors,

Viswa Bharathi

HR Manager.



DCW LIMITED
(Carbon Soda and PVC Divisions)
SAHUPURAM P.O. 628 229
THOOTHUKUDI DISTRICT, TAMIL NADU
☎ 04638 - 280231 ■ FAX No. 04638 - 280611
E-Mail: fax@shpm.dcwtd.com
Website: www.dcwtd.com
CIN: L24110GJ1935PLC000748



DCW/HRD

15/06/2019

CERTIFICATE

This is to certify that **Ms. M. Aswini, 1 year M.H.R.M student** (Reg.No:18SPHR03) of **St. Mary's College (Autonomous), Thoothukudi** has undergone Institutional Training in our Works at Sahupuram from 14th May 2019 to 15th June 2019.

During the above said period she took enough initiative in learning on various activities exposed to her and was very much keen on making her training successful. Her character and conduct during the period was good.

We wish her all success.

G. Vijay
Dy. Manager (HR)

Chennai Office : 358 (Old No.645), Third Floor,
MA SALAI, THOUSAND LIGHTS, CHENNAI - 600 006
☎ 044 - 28292752, 28292082 Fax No. 044-28295766
E-mail: dcwchnb@eth.net

Registered Office : DHRANGADHRA - 363 315 GUJARAT
☎: 02754 - 283244, 283381
Fax No.02754-283245
E-mail: dcwtd@wilnetonline.net



Ref : DBGT/HR/0075

Date : 14.06.2019

TO WHOM SO EVER IT MAY CONCERN

This is to Certify that Ms Ayammal Anitha B Student of First Year MHRM Programme from "St.Mary's College" Thoothukudi has been undergone Summer Project for period of 35 Days from May - 2019 in our Organization.

We Wish all the best in her future endeavors.

Thanking You

for Dakshin Bharat Gateway Terminal Pvt. Ltd.

A Ameer

Head - Human Resources



DATE: 05.06.2019

CERTIFICATE

This is to certify that Ms. P. DISINI (18SPHR05) IInd year MHRM student from St.Mary's College, Thoothukkudi, has been placed in our organization for her Block Placement from 06.05.2019 to 05.06.2019. She has done her best and gained some knowledge about Quality of work life in our organization. We wish her all the best in her career

For SIBAFLOOR NATURAL DECORATIONS PVT LTD

M.M

MANAGER - HR & SOCIAL
ENVIRONMENT * COMPLIANCE

BUREAU VERITAS
Certification



2/101- 2/108, Ettayapuram Road, Melamaruthur,
Kurukkusalai (Post), Tuticorin - 628 722, India.

Phone : +91 461 2373346 / 47 / 48 / 49

Fax : +91 461 2373345

E-mail : info@sibafloor.co.in / Web : www.sibafloor.com

GSTIN : 33AAACW1048D1ZV

Date : 13.06.2019

INTERNSHIP TRAINING CERTIFICATE

This is to certify that Miss.MARIYA BOWTHA SAGANA P II year
MHRM of the ST.MARYS' COLLEGE (AUTONOMOUS), TUTICORIN has
undergone Internship training in our company from 11th May to 11th June 2019.
She has taken good involvement in learning work in all departments and
shown keen interest during this period. She was very punctual in attendance
and good in interaction with employees.

We wish her success in all future endeavors.

For Venus Home Appliances (P) Ltd.,


K.Manikandan
Admin Manager



18.07.2019

TO WHOMSOEVER IT MAY CONCERN

This is to certify that **Ms. S.Maria Franela, II MHRM Reg.No: 18SPHR08** student of **ST. Mary's College (Autonomous), Thoothukudi** has undergone Internship in our Organization during the period from 16.05.2019 to 16.06.2019.

Her conduct and performance was good during the period of internship.

For **ABI GROUP OF COMPANIES**

S.D. PONSEELAN
MANAGING DIRECTOR

ABI GROUP OF COMPANIES

regd. office : 145/4, ettayapuram road, thoothukudi - 628 002, tamilnadu, south india.
tel : +91 461 232 1233 fax : +91 461 230 1433 email : abi@abigroup.co.in www.abigroup.co.in



Engineering and Infrastructures Private Limited

Engineering and Infrastructure Projects, Contracts & Services

09.09.2019

TO WHOMSOEVER IT MAY CONCERN

This is to certify that **Miss. Maria Luin Kiruthika.A D/o.S.Antony Panneer Dass** has successfully completed 30days internship training program on "Various Incentive Scheme" in our concern from 16.05.2019 to 14.06.2019.

Her attitude and performance is satisfied during the training period.

For Jeya Engineering and Infrastructures Private Limited

HR-Manager





Engineering and Infrastructures Private Limited

Engineering and Infrastructure Project Contracts & Services

09.09.2019

TO WHOMSOEVER IT MAY CONCERN

This is to certify that Miss. Mary Helen Ashmi.A D/o. J.Ashok Kumar has successfully completed 30days internship training program on "Grievance Procedure and Settlement of Grievance " in our concern from 16.05.2019 to 14.06.2019.

Her attitude and performance is satisfied during the training period.

For Jeya Engineering and Infrastructures Private Limited

HR-Manager





TUTICORIN MULTIPURPOSE SOCIAL SERVICE SOCIETY

(REGISTERED UNDER SOCIETIES REGISTRATION ACT XXI AS S.No. 26 OF 1972)

Bishop's House, Post Box No : 122, Tuticorin - 628 001. Tamilnadu, India.

Ph. : 0461 - 2328878 Email : tmsss1972@gmail.com; Website : www.thoothukudimsssociety.org

20.06.2019

CERTIFICATE

This is to certify **Ms. V. Mibisha (18SPHR11)** II year MHRM Student from **St.Mary's College, Thoothukudi**, has been placed in our organization for her Block Placement from **05.05.2019 to 18.06.2019**. She has done her best and gained some knowledge about women empowerment through the activities of Women Self Help Groups during her placement in our organization. She participated in some activities on "Training female leaders to work with poor community" of TMSSS. We wish her all the best in her career.

With prayers and love



FR. Benjamin de Souza
20.06.19

(FR.BENJAMIN DE SOUZA)

SECRETARY/DIRECTOR

to

CIN U29100TN2010PTC074845
GSTIN 33AACCJ3088Q1Z3



Engineering and Infrastructures Private Limited
Engineering and Infrastructure Projects Contracts & Services

09.09.2019

TO WHOMSOEVER IT MAY CONCERN

This is to certify that Miss. Michael Soniya.A D/o.M.Arul Sekar has successfully completed 30days internship training program on "Industrial relationship between employer and employee" in our concern from 16.05.2019 to 14.06.2019.

Her attitude and performance is satisfied during the training period.

For Jeya Engineering and Infrastructures Private Limited

HR-Manager





Ref: DBG T/HR/0077

Date: 14.06.2019

TO WHOM SO EVER IT MAY CONCERN

This is to Certify that Ms Radha R Student of First Year MHRM Programme from "St.Mary's College" Thoothukudi has been undergone Summer Project for period of 35 Days from May - 2019 in our Organization.

We Wish all the best in her future endeavors.

Thanking You

for Dakshin Bharat Gateway Terminal Pvt. Ltd.


A Ameer
 Head Human Resources





18.07.2019

TO WHOMSOEVER IT MAY CONCERN

This is to certify that **Ms. S.Reshma, II MHRM** Reg.No: 18SPHR14 student of ST. Mary's College (Autonomous), Thoothukudi has undergone Internship in our Organization during the period from 16.05.2019 to 16.06.2019.

Her conduct and performance was good during the period of internship.

For **ABI GROUP OF COMPANIES**

S.D. PONSEELAN
MANAGING DIRECTOR

ABI GROUP OF COMPANIES

regd. office : 145/4, ettayapuram road, thoothukudi - 628 002, tamilnadu, south india
tel : +91 461 232 1233 fax : +91 461 230 1433 email : abi@abigroup.co.in www.abigroup.co.in



DCW LIMITED

(Caustic Soda and PVC Divisions)

SAHUPURAM P.O. 628 229

THOOTHUKUDI DISTRICT, TAMIL NADU

☎ 04639 - 280231 ■ FAX No. 04639 - 280611

E-Mail : fax@shpm.dcwlttd.com

Website : www.dcwlttd.com

CIN L24110GJ1939PLC000746



DCW/HRD

15/06/2019

CERTIFICATE

This is to certify that **Ms. Y. Rubithra, I year M.H.R.M student** (Reg.No:18SPHR15) of **St. Mary's College (Autonomous), Thoothukudi** has undergone **Institutional Training in our Works** at Sahupuram from 14th May 2019 to 15th June 2019.

During the above said period she took enough initiative in learning on various activities exposed to her and was very much keen on making her training successful. Her character and conduct during the period was good.

We wish her all success.

G. Vijay

Dy. Manager (HR)

Chennai Office : 358 (Old No.645), Third Floor,
NINA SALAI, THOUSAND LIGHTS, CHENNAI - 600 006
☎ 044 - 28292752, 28292082 Fax No. 044-28295766
Mail : dcwchn6@eth.net

Registered Office : DHRANGADHRA - 363 315 GUJARAT
☎ 02754 - 283244, 283381
Fax No.02754-283245
E-mail : dcwlttd@wilnetonline.net

DEPARTMENT OF HUMAN RESOURCE MANAGEMENT

ST.MARY'S COLLEGE (AUTONOMOUS)

THOOTHUKUDI



CERTIFICATE

This is to certify that **S. SAHAYA PREETHI** of second year Master of Human Resource Management has undergone Internship training on **"The Impact Of Training And Development On Employees Performance"** with special reference to **Venus Home Appliances Pvt, Ltd, Thoothukudi**, under the guidance of **MS. M. FATIMA LUCIA SHEEBA, MBA., NET** and this is an original work up to my knowledge.

M. Reene

CO-ORDINATOR

Dr. Mary Judith Reene Fernando
Coordinator - Nihilam
St. Mary's College (Autonomous)
Thoothukudi - 628001.

M. Sheeba
18/10

FACULTY GUIDE

EXTERNAL EXAMINER

Amlog

Lucia Rose

PRINCIPAL

St. Mary's College (Autonomous)
Thoothukudi - 628 001.





The ...
from St. Mary's ...
internship project ...
2019. During this period ...
hardworking and ...
We wish her all the best for her future.

For COSCO Shipping Lines (India) Private Ltd





COSCO SHIPPING LINES (INDIA) PRIVATE LIMITED

(Formerly Known as Cosco (India) Shipping Private Limited)

No. 60, (Old No.144/145) "Malavika Centre, 3rd Floor,

Kodambakkam High Road, Nungambakkam, Chennai-600 034

Tel : 91-44-4210 3234 / 3235 / 3236 / 3237 / 3238

E-Mail : bulk@coscochennai.com / imports@coscochennai.com / exports@coscochennai.co

14.10.2019

TO WHOMSOEVER IT MAY CONCERN

This is to certify that **Ms. R. Stany Rafia** (Reg. No. 18SPHR17) pursuing MHRM from **St. Mary's College (Autonomous), Thoothukudi**, has successfully completed her internship project on "**Risk Management**" in our organization from 14th May 2019 to 14th June 2019. During this period of her internship programme, she was found to be punctual, hardworking and interested to learn from the assigned project study.

We wish her all the best for her future.

For COSCO Shipping Lines (India) Pvt. Ltd.



Manager



Dakshin Bharat Gateway Terminal Private Limited

TUTICORIN TERMINAL

Berth No.8, VOC Port Trust, Harbour Estate, Tuticorin - 628 004, India

Tel: +91 461 2382200 Fax: +91 461 2382223 Email: dbgt@dbgt.in

GSTIN: 33AAECD4375L1ZH CIN: U61200MH2012PTC234977

The entry gate of Southern India



100% PORT TRUST OWNED

Ref : DBG/HR/0076

Date : 14.06.2019

TO WHOM SO EVER IT MAY CONCERN

This is to Certify that Ms Vergin Shilpa I Student of First Year MHRM Programme from "St.Mary's College" Thoothukudi has been undergone Summer Project for period of 35 Days from May - 2019 in our Organization.

We Wish all the best in her future endeavors.

Thanking You

for Dakshin Bharat Gateway Terminal Pvt. Ltd.

A Ameer

Head - Human Resources

